



# Statistical Publication

**NSW Prisoners:  
30 June 1984**

**Simon Eyland**

**Statistical Publication No.3  
1989  
ISSN 0814 1215**

**NSW Department of Corrective Services**

---

## FOREWORD

The preparation of this publication has as its roots the Correctional Administrators meeting held in Melbourne in September 1980. Throughout the development of the census since that beginning, many different representatives from each Australian State and Territory have been involved.

The data collection form eventually used in New South Wales was developed by thorough consultation with Senior Clerks present at each of our institutions. The resultant high level of accurate data obtained is a tribute to these hard-working individuals without whom this collection would not have been possible .

The delay in the production of this publication is primarily due to staff shortages and an exploration of alternative means of typesetting and printing this report. It should be noted that much of the data has already been made available through the publication entitled "Australian Prisoners 1983" produced by the Australian Institute of Criminology.

The clerical support of Mr. David Alcott and Mrs. Joyce Athanasopoulos in their thorough checking of draft tables as well as Mr. Alcott's expertise with the word processor is gratefully acknowledged.

The support of Sylviane Mariasson, Cheryl O'Brien and Marie-Therese Nguyen Da Huong in proof reading is also greatly appreciated.

S. EYLAND  
1987

INQUIRES: If you want to know more about these statistics, ring the Research and Statistics Division of the Department of Corrective Services on Sydney (02) 289-1558, or write to the Chief Research Officer, Department of Corrective Services, Box 31 GPO, Sydney NSW 2001.

**Blank Page**

# CONTENTS

	Table	Page
Explanatory notes.....		4
Prisoners, NSW: sex by status (selected years).....	1.(a)	8
Percentage of male and female prisoners .....	1.(b)	8
Males and females as a percentage of total number of prisoners.....	1.(c)	8
 <b>Prisoners, NSW, 30 June 1984</b>		
Summary of demographic characteristics .....	2.	9
Sex and age		
Aboriginality		
Country of birth		
Marital status at receipt		
Known Prior Imprisonment		
Sex and institution .....	3.	10
Sex and location of last known address .....	4.	11
Summary of custodial/criminological characteristics.....	5.	12
Legal status		
Most serious offence (major groupings)		
Type of sentence		
Sentenced		
Level of court		
Whether in Breach of parole.....	5.	13
Known Outstanding Charges		
Federal Offences		
Aggregate Sentence		
Legal status and most serious offence.....	6.	14
Age and marital status .....	7.	15
Trends in prisoners under sentence, NSW, selected years, most serious offence .....	8.	17
 <b>Sentenced Prisoners, NSW, 30 June 1984</b>		
Sex, aggregate sentence imposed and sentence served .....	9.	18
Sex, most serious offence and sentence served .....	10.	20
Sex, age and most serious offence .....	11.	24
Sex, most serious offence and aggregate sentence imposed .....	12.	28
Sex, most serious offence and country of birth.....	13.	32
Sex, legal status and type of sentence .....	14.	36
Aboriginality, type of sentence and legal status .....	15.	37
Level of court, type of sentence and legal status .....	16.	38
Sentenced prisoners held for breach of conditions of release .....	17.	39
Most serious offence by sentence served		
(a) Held for breach of parole or licence		
(b) Returned escapees		
(c) Combined breach of parole/licence/escape		
 <b>Unsentenced Prisoners, NSW, 30 June 1984:</b>		
Most serious offence and time held .....	18.	45
Aboriginality, legal status and level of court.....	19.	49
 <b>Graphic summaries:</b>		
Persons held with a sentence passed (30 June 1983)		
Persons held under sentence (Selected Years)		
Characteristics of prisoners (30 June 1983)		
 <b>Appendices:</b>		
1 NSW Data collection form		
2 NSW Classification of offences		

---

## EXPLANATORY NOTES

### General Information

1. This publication contains statistics of persons held in custody in gazetted prison establishments in New South Wales at midnight on the 30th June 1984. Those prisoners sentenced to periodic detention were included in the census data only if they were under detention on the weekend prior to Saturday 30th June 1984. Prisoners on the Work Release II programme (under which they live at home and work at prison) were also included.
2. A New South Wales Prison Census was conducted as part of the first National Australian Prison Census for 30th June 1982. The proposal for a National Prison Census first emerged at a Correctional Administrators meeting in Melbourne in September 1980 as an offshoot from a review of correctional statistics. Preliminary technical discussions were held in December 1980 and a formal proposal went to the Ministers Conference held in New Zealand in April/May 1981. The Ministers discussed the proposed census at some length and finally agreed to the conduct of the first Australian National Prison Census.
3. The National Prison Census was co-ordinated by the Australian Institute of Criminology which has published the National data under separate cover. Further editing was completed on the New South Wales Census data after it was supplied to the Australian Institute of Criminology. Consequently there may be small differences in some totals presented in this current publication when compared to the National Report entitled Australian Prisoners, 1984.
4. The census data collected comprised three basic types of information:
  - i. general information on the demographic and social characteristics of the prisoners;
  - ii. information on the legal status of the prisoners, including the nature of the offence(s) or charge(s) for which the person is in prison;
  - iii. for prisoners actually serving a sentence, details of the sentence(s) being served.

The design of the basic data collection form (see Appendix 1) reflects these three areas.

5. The Department implemented this Census in 1984 by engaging the respective Senior Clerk (or Deputy Superintendent) of each Prison in the extraction of the Census material from prisoner records. This required those responsible for the collection of this data to study the file of each Prisoner present in the Prison on the 30th June 1984, and then record and code this information on the Census forms supplied for this purpose.

---

### Concept of an Episode of Imprisonment

6. The statistics relate to prisoners held in custody on 30 June 1984, in respect of their "current episode" of imprisonment. Basically, an episode is a continuous period in prison. In distinguishing between the current and any previous episode of imprisonment the following rules were applied:
  - a: An episode was regarded as terminated by:
    - i. release of the person to freedom, including release on parole or licence where the person had not returned to prison in breach of parole or licence by the census date;
    - ii. release to a court or the police where the person is subsequently freed without having been returned to prison;
    - iii. release on bail, or a bond, or to immigration authorities;
    - iv. transfer to an institution other than a prison (eg. a psychiatric hospital); and
    - v. escape from prison, where the person had not been returned to prison by the census date.
  - b: An episode was not regarded as terminated by:
    - i. a transfer between prison establishments;
    - ii. release to a court or to police where the prisoner is returned to prison within a day or so for the same offence(s);
    - iii. change in the prisoner's legal status eg. when a remand prisoner is sentenced, or when a sentenced prisoner appeals against his conviction or sentence;
    - iv. escape from prison, when the prisoner had been returned to prison by the census date; or
    - v. release on parole or licence where the prisoner had been returned to prison in breach of parole or licence by the census date.
7. This concept of an episode differs substantially from that used in prisoner statistics published by the Australian Bureau of Statistics (ABS) for previous years. The major difference is that, in ABS statistics, an episode was regarded as terminated by:
  - a: a change in the prisoner's legal status, even though the prisoner continued to be held in prison (although this was modified in cases of unsuccessful appeal) or
  - b: release on parole or licence, or escape, whether or not the prisoner subsequently returned to prison in breach of parole or licence or as a recaptured escapee.

Because of these differences, care should be taken in comparing the data on offence and sentence contained in this report with that in the ABS bulletins.

### Legal Status

8. For the purposes of this report, prisoners have been classified to the following six legal status categories:
  - i. Unconvicted (awaiting court hearing/trial/extradition)
  - ii. Convicted but awaiting sentence
  - iii. Awaiting deportation
  - iv. Awaiting result of appeal against conviction or sentence
  - v. Under sentence - no appeal current
  - vi. Detained at the Governor's Pleasure (after being found not guilty on the grounds of insanity)

---

In Tables 6 and 8, these categories have been combined into the two status categories used in previously published ABS prisoner statistics, viz:

*Not under sentence* - comprising categories (i) to (iv) above.

*Under sentence* - comprising categories (v) & (vi) above.

This has been done to provide some comparability with previous years' statistics. In other tables, the two-way classification used in the National Prison Census publication is used, viz:

*Unsentenced* - comprising categories (i) to (iii) above.

*Sentenced* - comprising categories (iv) to (vi) above.

This difference between this and the ABS classification used in Tables 6 and 8 lies in the treatment of prisoners who are awaiting the result of appeal against conviction or sentence. In Tables 6 and 8 these are classified as "not under sentence" while elsewhere they are classified as "sentenced".

### Classification of Offences

9. For the National Prison Census, the offences for which prisoners were held at 30th June 1984 were classified according to the Draft Australian National Classification of Offences (DANCO). In the present report, however, offences have been classified according to the Second Revision of the New South Wales Classification of Offences and of Care and Protection Orders for Children. This Classification was developed by the NSW Office of ABS in collaboration with State authorities and has been used in NSW prisons and courts statistics since 1973. (See Appendix 2.)
10. As a general rule, a legal charge of attempting, conspiring, or inciting to commit a crime, or aiding in the commission of, or participating as an accessory before the fact, to a crime, is classified to the offence category to which the crime so attempted, etc. is assigned. All cases of accessory after the fact to a crime are assigned to the category "Accessory after the fact".
11. While the Classification has, of necessity, been abbreviated in the tables that follow, it is reproduced in full as Appendix 2 of this publication. Further description of the concepts and definitions used in the Classification may be obtained from this Department or the ABS. It should be noted that the "Other" categories in the tables may include data coded to offence categories specified separately in the Classification but not recorded separately in the tables (eg. data coded to 'Larceny of motor vehicle' would be included in "Other offences against property n.e.c.", in Table 6).

### Determination of Most Serious Offence

12. Although a prisoner may be held in prison for a number of different offences, only the most serious offence in the current prison episode was recorded in these statistics. This was basically the offence for which the longest sentence was passed for a single count, ignoring undecided appeals. Where no sentence had been passed at 30 June 1984, or two different offences had equal sentences, the offence with the lowest (NSW) offence code number was chosen (see Appendix 2).

- 
13. The full instructions for choosing the most serious offence are included on the Census Data Collection form used in New South Wales (see Appendix 1). Where the prisoner was serving the balance of a sentence after revocation of parole or licence, all offences and sentences in that part of the episode before release on parole or licence were considered in choosing the most serious offence, as well as any later offences. This treatment differs from that applied in previous ABS statistics, where an offence of 'Breach of conditions of release' was taken to apply to the balance of the sentence.

#### Type of Sentence

14. This item relates to the aggregate sentence imposed (see below). The category "Indefinite" refers to all aggregate sentences where a maximum term is specified and a minimum term or non-parole period is also set.

#### Level of Court

15. This item represents the level of court of sentence, or of most recent remand in custody, for the most serious offence (see above). Appeal courts were recorded only where such courts have altered the length of sentence appropriate to the most serious offence.

#### Aggregate Sentence Imposed

16. This item represents the longest period that a person may be detained under sentence in the current episode. Charges pending that are likely to extend the current episode are ignored. Cumulative sentences are taken as equal to their united length. Concurrent sentences are taken as equal to one of them, or to the longer if they are of unequal length. Where sentences 'overlap', i.e. parts of the sentences are concurrent, the concurrent periods are counted only once. In the case of prisoners serving the balance of a sentence after revocation of parole or licence, the whole of the original sentence imposed was included rather than just the balance of the sentence, as in the ABS statistics.

#### Sentence Served

17. 'Sentence served' relates to prisoners who have had a sentence passed, and has been calculated as the period elapsed between the date the (aggregate) sentence commenced and 30 June 1984. Note that, for prisoners with parole or licence revoked or recaptured escapees, the 'sentence served' as calculated for these statistics would include the time spent outside prison between release or escape and return, and could thus overstate the actual time served towards the sentence.
18. Prisoners serving the balance of a sentence after revocation of parole or licence were separately identified in the Census, and are shown separately in Table 17, classified by most serious offence and sentence served. This Table therefore gives some indication of the effect of the new treatment of these prisoners on the overall statistics.

#### Time Held

19. 'Time held' relates to unsentenced prisoners, and has been calculated as the period elapsed between the date of first receipt into prison in respect of the current episode, and 30 June 1984. Note that some of this time may have been spent as a sentenced prisoner (eg. for fine default).



**Table 1 (a):**  
Prisoners, NSW; Sex by Status; (Selected Years)

At 30 June	HELD NOT UNDER SENTENCE			HELD UNDER SENTENCE			TOTAL		
	Males	Females	Persons	Males	Females	Persons	Males	Females	Persons
1970	427	19	446	3346	83	3429	3773	102	3875
1975	357	19	376	2946	63	3009	3303	82	3385
1976	381	14	395	3140	81	3221	3521	95	3616
1978	466	33	499	3321	94	3415	3787	127	3914
1979	495	27	522	3465	126	3591	3960	153	4113
1980	445	23	468	3185	114	3299	3630	137	3767
1982	572	37	609	3010	100	3110	3582	137	3719
1983	588	47	635	2963	135	3098	3351	182	3733
1984	578	54	632	2610	112	2722	3188	166	3354

**Table 1(b):**  
Percentage of Male and Female Prisoners

At 30 June	HELD NOT UNDER SENTENCE			HELD UNDER SENTENCE			TOTAL		
	Males	Females	Persons	Males	Females	Persons	Males	Females	Persons
1970	95	5	100	97	3	100	97	3	100
1975	95	5	100	98	2	100	97	3	100
1976	96	4	100	97	3	100	97	3	100
1978	93	7	100	97	3	100	97	3	100
1979	95	5	100	96	4	100	96	4	100
1980	95	5	100	97	3	100	96	4	100
1982	94	6	100	97	3	100	96	4	100
1983	93	7	100	96	4	100	95	5	100
1984	91	9	100	96	4	100	95	5	100

**Table 1(c):**  
Males and Females as a Percentage of Total Number of Prisoners.

At 30 June	HELD NOT UNDER SENTENCE			HELD UNDER SENTENCE			TOTAL		
	Males	Females	Persons	Males	Females	Persons	Males	Females	Persons
1970	11.0	0.5	11.5	86.3	2.1	88.4	97.4	2.6	100
1975	10.5	0.6	11.1	87.0	1.9	88.9	97.6	2.4	100
1976	10.5	0.4	10.9	86.8	2.2	89.0	97.4	2.6	100
1978	11.9	0.8	12.7	84.8	2.4	87.2	96.8	3.2	100
1979	12.0	0.7	12.7	84.2	3.0	87.2	96.3	3.7	100
1980	11.8	0.6	12.4	84.5	3.0	87.5	96.4	3.6	100
1982	15.4	1.0	16.4	80.9	2.7	83.6	96.3	3.7	100
1983	15.8	1.3	17.0	79.4	3.6	83.0	95.1	4.9	100
1984	17.2	1.6	18.8	77.8	3.3	81.2	95.1	4.9	100

**Table 2:**

Prisoners, NSW, 30 June 1984: Summary of Demographic Characteristics.

AGE (YEARS) AT 30 JUNE (SENTENCED)	MALES	FEMALES	NUMBER	%
Under 16	1	-	1	0.1
16 years	-	-	-	-
17 years	5	-	5	0.2
18 years	103	3	106	3.2
19 years	154	5	159	4.7
20-24 years	929	58	987	29.4
25-29 years	794	51	845	25.2
30-34 years	485	18	503	15.0
35-39 years	322	11	333	9.9
40-44 years	168	9	177	5.3
45-49 years	105	5	110	3.3
50-54 years	60	1	61	1.8
55-59 years	34	5	39	1.2
60-64 years	12	-	12	0.3
65 years +	8	-	8	0.2
Unknown	8	-	8	0.2
<b>Total</b>	<b>3188</b>	<b>166</b>	<b>3354</b>	<b>100.0</b>
<b>Aboriginality</b>				
Aboriginal - Torres St. Islander	234	8	242	7.2
Other	2889	158	3047	90.9
Unknown	65	-	65	1.9
<b>Total</b>	<b>3188</b>	<b>166</b>	<b>3354</b>	<b>100.0</b>
<b>Country of Birth</b>				
Australia	2494	126	2620	78.1
New Zealand	86	8	94	2.8
UK & Eire	184	12	196	5.8
Other Europe	201	7	208	6.2
Other Countries	216	12	228	6.8
Unknown	7	1	8	0.2
<b>Total</b>	<b>3188</b>	<b>166</b>	<b>3354</b>	<b>100.0</b>
<b>Marital Status at Reception</b>				
Never Married	1989	79	2068	61.6
Married or de facto marriage (a)	806	51	857	25.5
Separated (not divorced)	69	17	86	2.5
Divorced	245	15	260	7.7
Widowed	22	4	26	0.7
Unknown	57	-	57	2.0
<b>Total</b>	<b>3188</b>	<b>166</b>	<b>3354</b>	<b>100.0</b>
<b>Known Prior Imprisonment</b>				
Yes	1887	66	1953	58.2
No	1223	100	1323	39.5
Unknown	78	-	78	2.3
<b>Total</b>	<b>3188</b>	<b>166</b>	<b>3354</b>	<b>100.0</b>

(a) Irrespective of legal marital status.

**Table 3:**  
**Prisoners, NSW, 30 June 1984: Sex and Institution**

INSTITUTION	MALES	FEMALES	TOTAL
<b>New South Wales</b>			
Long Bay Complex of Prisons			
Central Industrial Prison	464	-	464
Malabar Training Centre	216	-	216
Metropolitan Reception Prison	262	-	262
Metropolitan Remand Centre	249	-	249
Special Care Unit	16	-	16
Malabar PDC	68	-	68
Bathurst Gaol	195	-	195
Berrima Training Centre	48	-	48
Broken Hill	26	-	26
Cessnock Corrective Centre	295	-	295
Cooma Prison	60	-	60
Emu Plains Training Centre	109	-	109
Emu Plains PDC	41	1	42
Glen Innes Afforestation Camp	66	-	66
Goulburn Training Centre (Main Gaol)	200	-	200
Grafton Gaol	69	-	69
Kirkconnell Afforestation Camp	31	-	31
Maitland Gaol	96	-	96
Mannus Afforestation Camp	56	-	56
Merinda (Womens PDC)	-	8	8
Mulawa Training & Detention Centre	-	124	124
Norma Parker Centre	-	33	33
Oberon Afforestation Camp	57	-	57
Parramatta Gaol	79	-	79
Parklea Prison	151	-	151
Silverwater Work Release Centre	222	-	222
Silverwater PDC	72	-	72
Tomago PDC	40	-	40
<b>Total New South Wales</b>	<b>3188</b>	<b>166</b>	<b>3354</b>

NOTE: PDC = Periodic Detention Centre.

**Table 4:**  
**Prisoners, NSW, 30 June 1984: Sex and Location of Last Known Address**

LOCATION OF ADDRESS	MALES		FEMALES		TOTAL	
	No.	%	No.	%	No.	%
<b>New South Wales Statistical Divisions</b>						
Sydney	1961	61.5	125	75.3	2086	62.2
Hunter	222	7.0	3	1.8	225	6.7
Illawarra	104	3.3	5	3.0	109	3.2
Richmond-Tweed	44	1.4	-	-	44	1.4
Mid-North Coast	68	2.1	1	0.6	69	2.1
Northern	55	1.7	-	-	55	1.6
North-Western	52	1.6	1	0.6	53	1.6
Central-West	80	2.5	2	1.2	82	2.4
South-Eastern	33	1.0	2	1.2	35	1.0
Murrumbidgee	50	1.6	1	0.6	51	1.5
Murray	27	0.9	1	0.6	28	0.8
Far West	23	0.7	-	-	23	0.7
<b>Total New South Wales</b>	<b>2719</b>	<b>85.2</b>	<b>141</b>	<b>84.9</b>	<b>2860</b>	<b>85.1</b>
VICTORIA	52	1.6	2	1.2	54	1.6
QUEENSLAND	58	1.8	-	-	58	1.7
SOUTH AUSTRALIA	16	0.5	1	0.6	17	0.5
WESTERN AUSTRALIA	6	0.2	-	-	6	0.2
TASMANIA	4	0.1	-	-	4	0.1
NORTHERN TERRITORY	3	0.1	-	-	3	0.1
A.C.T.	53	1.7	4	2.4	57	1.7
OVERSEAS	27	0.8	1	0.6	28	0.8
NO FIXED ABODE	148	4.6	6	3.6	154	4.6
UNKNOWN	102	3.2	11	6.6	113	3.4
<b>Total</b>	<b>3188</b>	<b>100.0</b>	<b>166</b>	<b>100.0</b>	<b>3354</b>	<b>100.0</b>

**Table 5:**

Prisoners, NSW, 30 June 1984: Summary of Custodial/Criminological Characteristics

	Males	Females	PERSONS	
			Number	%
<b>LEGAL STATUS</b>				
Unsentenced unconvicted	417	44	461	13.7
Convicted but awaiting sentence	16	1	17	0.5
Awaiting Deportation	3	-	3	0.1
Awaiting appeal result	141	9	150	4.5
No appeal current	2594	112	2706	80.7
Detained at Governor's Pleasure	17	-	17	0.5
<b>Total</b>	<b>3188</b>	<b>166</b>	<b>3354</b>	<b>100.0</b>
<b>MOST SERIOUS OFFENCE (MAJOR GROUPS)</b>				
Homicides, assaults n.e.c. etc.	607	22	629	18.7
Sexual & related offences	219	1	220	6.6
Robbery & Extortion	622	24	646	19.3
Fraud	125	19	144	4.3
Offences against Property n.e.c.	951	52	1003	29.9
Driving, traffic & related offences	224	4	228	6.8
Drug offences	351	36	387	11.5
Other offences	89	8	97	2.9
<b>Total</b>	<b>3188</b>	<b>166</b>	<b>3354</b>	<b>100.0</b>
<b>TYPE OF SENTENCE</b>				
Unsentenced	437	45	482	14.4
<b>SENTENCED</b>				
Life	186	8	194	5.8
Governor's Pleasure	16	-	16	0.5
Indefinite (NPP specified)	1295	37	1332	39.7
Definite (NPP not specified)	498	31	529	15.8
Probation	427	31	458	13.6
Fine default	77	5	82	2.4
Periodic detention	252	9	261	7.8
<b>Total</b>	<b>2752</b>	<b>121</b>	<b>2873</b>	<b>100.0</b>
<b>LEVEL OF COURT (a)</b>				
Supreme	494	20	514	15.3
District	1569	61	1630	48.6
Petty Sessions	1108	85	1193	35.6
Children	-	-	-	-
Other	12	-	12	0.4
Unknown	5	-	5	0.1
<b>Total</b>	<b>3188</b>	<b>166</b>	<b>3354</b>	<b>100.0</b>

(a) Level of court of sentence or most recent remand for most serious offence.

**Table 5: (cont.)**

**Prisoners, NSW, 30 June 1984: Summary of Custodial/Criminological Characteristics**

	Males	Females	PERSONS	
			Number	%
<b>WHETHER IN BREACH OF PAROLE (a)</b>				
Parole/License	319	12	331	9.9
Escape	87	2	89	2.7
Combination BOL/Escape	118	1	119	3.5
No Breach	2664	151	2815	83.9
<b>Total</b>	<b>3188</b>	<b>166</b>	<b>3354</b>	<b>100.0</b>
<b>KNOWN OUTSTANDING CHARGES</b>				
Yes	306	13	319	11.1
No	2428	108	2536	88.3
Unknown	18	-	18	0.6
<b>Total</b>	<b>2752</b>	<b>121</b>	<b>2873</b>	<b>100.0</b>
<b>FEDERAL OFFENDERS</b>				
Yes	184	22	206	6.1
No	2997	144	3141	93.7
Unknown	7	-	7	0.2
<b>Total</b>	<b>3188</b>	<b>166</b>	<b>3354</b>	<b>100.0</b>
<b>AGGREGATE SENTENCE</b>				
Periodic	252	9	261	9.1
Under 1 month	75	5	80	2.8
1 and under 3 months	19	1	20	0.7
3 and under 6 months	117	13	130	4.5
6 and under 12 months	155	9	164	5.7
1 and under 2 years	264	22	286	9.9
2 and under 5 years	527	20	547	19.0
5 and under 10 years	602	27	629	21.9
10 years and over	539	7	546	19.0
Life, Governor's Pleasure	202	8	210	7.3
<b>Total</b>	<b>2752</b>	<b>121</b>	<b>2873</b>	<b>100.0</b>

(a) Other conditional release from prison.

**Table 6:**  
Prisoners, NSW, 30 June 1984: Legal Status By Most Serious Offence

MOST SERIOUS OFFENCE	NOT UNDER SENTENCE				SENTENCED				Total	
	Unconvicted (a)		Awaiting Sentence		Awaiting Appeal Result		No Appeal Current(a)			
	NO.	%	NO.	%	NO.	%	NO.	%	NO.	%
<b>AGAINST PERSON:</b>										
Homicide Murder	31	6.7	3	17.6	22	14.7	187	6.9	243	7.2
Attempted murder	13	2.8	-	-	1	0.7	19	0.7	33	1.0
Manslaughter	3	0.6	-	-	5	3.3	54	2.0	62	1.8
<b>Total Homicides</b>	<b>47</b>	<b>10.1</b>	<b>3</b>	<b>17.6</b>	<b>28</b>	<b>18.7</b>	<b>260</b>	<b>9.6</b>	<b>338</b>	<b>10.0</b>
<b>ROBBERY &amp; EXTORTION:</b>										
Major assault	57	12.3	1	5.9	21	14.0	422	15.5	501	14.9
Other (incl. Blackmail)	47	10.1	-	-	4	2.7	94	3.5	145	4.3
<b>Total Robbery</b>	<b>104</b>	<b>22.4</b>	<b>1</b>	<b>5.9</b>	<b>25</b>	<b>16.7</b>	<b>516</b>	<b>19.0</b>	<b>646</b>	<b>19.2</b>
<b>OTHER ASSAULT &amp; RELATED:</b>										
Major (incl. G.B.H., sex with 3rd person)	22	4.7	1	5.9	8	5.3	133	4.9	164	4.9
Other (incl. kidnapping)	18	3.9	-	-	5	3.3	88	3.2	1	3.3
<b>Total Assault</b>	<b>40</b>	<b>8.6</b>	<b>1</b>	<b>5.9</b>	<b>13</b>	<b>8.6</b>	<b>221</b>	<b>8.1</b>	<b>275</b>	<b>8.2</b>
<b>Total Non-sexual Against Person</b>	<b>191</b>	<b>41.1</b>	<b>5</b>	<b>29.4</b>	<b>66</b>	<b>44.0</b>	<b>997</b>	<b>36.6</b>	<b>1259</b>	<b>37.5</b>
<b>SEXUAL:</b>										
Rape and attempted rape	10	2.2	-	-	2	1.3	55	2.0	67	2.0
Carnal knowledge, incest	1	0.2	-	-	1	0.7	19	0.7	21	0.6
Indecent assault, M or F	2	0.4	-	-	1	0.7	18	0.7	21	0.6
Other serious sexual	21	4.5	3	17.6	8	5.3	58	2.1	90	2.7
Other (incl. prostitution)	2	0.4	-	-	-	-	21	0.8	23	0.7
<b>Total Sexual</b>	<b>36</b>	<b>7.7</b>	<b>3</b>	<b>17.6</b>	<b>12</b>	<b>8.0</b>	<b>171</b>	<b>6.3</b>	<b>222</b>	<b>6.6</b>
<b>Total Against Person</b>	<b>227</b>	<b>48.8</b>	<b>8</b>	<b>47.0</b>	<b>78</b>	<b>52.0</b>	<b>1168</b>	<b>42.9</b>	<b>1481</b>	<b>44.1</b>
<b>OTHER OFFENCES:</b>										
Property (incl. fraud)	144	31.0	8	47.0	29	19.3	973	35.7	1154	34.4
Other (incl. offensive behaviour)	19	4.1	-	-	3	2.0	72	2.6	94	2.8
Drug	66	14.2	1	5.9	38	25.3	276	10.1	381	11.4
Traffic	9	1.9	-	-	2	1.3	233	8.6	244	7.3
<b>Total Other</b>	<b>238</b>	<b>51.2</b>	<b>9</b>	<b>52.9</b>	<b>72</b>	<b>48.0</b>	<b>1554</b>	<b>57.0</b>	<b>1873</b>	<b>55.9</b>
<b>Total All Offences</b>	<b>465</b>	<b>100.0</b>	<b>17</b>	<b>100.0</b>	<b>150</b>	<b>100.0</b>	<b>2722</b>	<b>100.0</b>	<b>3354</b>	<b>100.0</b>

(a) Includes 3 awaiting deportation.

(b) Classified by offence with greatest sentence - includes those serving any sentence regardless of any offences for which conviction of sentence is not finalised. Also includes Governor's Pleasure prisoners.

**Table 7:**  
Prisoners, NSW, 30 June 1984: Age (a) and Marital Status (b)

Age (years) (a)	Never Married (b)	Married or De Facto Marriage (c)	Married But Permanently Separated	Divorced	Widowed	Unknown	Total
<b>MALE PRISONERS - SENTENCED</b>							
17	5	-	-	-	-	-	5
18	87	2	-	-	-	1	90
19	122	7	-	1	-	1	90
20	168	20	-	2	-	-	190
21 to 22	265	41	1	7	-	1	315
23 to 24	233	45	9	5	-	3	295
25 to 29	426	184	14	41	2	13	680
30 to 34	203	145	11	53	5	9	426
35 to 39	99	124	13	39	3	8	286
40 to 44	43	57	2	31	2	4	139
45 to 49	32	33	6	18	2	3	94
50 to 54	11	21	5	7	5	3	52
55 to 59	9	9	-	10	-	1	29
60 to 64	2	3	-	1	1	1	8
65 +	2	4	1	-	-	-	7
Unknown	2	1	-	-	-	1	4
<b>Total</b>	<b>1709</b>	<b>696</b>	<b>62</b>	<b>215</b>	<b>20</b>	<b>49</b>	<b>2751</b>
<b>FEMALES PRISONERS - SENTENCED</b>							
17	-	-	-	-	-	-	-
18	2	-	-	-	-	-	2
19	2	1	-	-	-	-	3
20	5	2	1	-	-	-	8
21 to 22	11	4	1	-	-	-	16
23 to 24	12	1	1	2	-	-	16
25 to 29	22	11	2	5	-	-	40
30 to 34	6	2	4	1	1	-	14
35 to 39	1	6	-	-	2	-	9
40 to 44	1	3	1	2	-	-	7
45 to 49	-	2	-	-	-	-	2
50 to 54	-	-	-	-	-	-	-
55 to 59	-	3	-	1	-	-	4
60 to 64	-	-	-	-	-	-	-
65 +	-	-	-	-	-	-	-
Unknown	-	-	-	-	-	-	-
<b>Total</b>	<b>62</b>	<b>35</b>	<b>10</b>	<b>11</b>	<b>3</b>	<b>-</b>	<b>121</b>
<b>Total All Prisoners</b>	<b>1771</b>	<b>731</b>	<b>72</b>	<b>226</b>	<b>23</b>	<b>49</b>	<b>2872</b>

(a) Age at 30 June 1984

(b) Marital status at receipt into prison

(c) Irrespective of legal marital status



**Table 7: (Cont)**

Prisoners, NSW, 30 June 1984: Age (a) and Marital Status (b)

Age (years) (a)	Never Married (b)	Married or De Facto Marriage (c)	Married But Permanently Separated	Divorced	Widowed	Unknown	Total
<b>MALE PRISONERS - UNSENTENCED</b>							
Under 16	1	-	-	-	-	-	1
18	12	1	-	-	-	-	13
19	21	2	-	-	-	-	23
20	25	2	-	-	-	-	27
21 to 22	43	5	-	2	-	1	51
23 to 24	36	10	-	1	-	3	50
25 to 29	85	21	1	7	-	1	115
30 to 34	27	26	1	5	-	-	59
35 to 39	13	14	1	6	1	1	36
40 to 44	10	15	1	3	-	-	29
45 to 49	2	3	2	3	1	-	11
50 to 54	1	5	-	2	-	-	8
55 to 59	2	2	1	-	-	-	5
60 to 64	-	3	-	1	-	-	4
65 +	-	1	-	-	-	-	1
Unknown	2	-	-	-	-	2	4
<b>Total</b>	<b>280</b>	<b>110</b>	<b>7</b>	<b>30</b>	<b>2</b>	<b>8</b>	<b>437</b>
<b>FEMALES PRISONERS - UNSENTENCED</b>							
18	1	-	-	-	-	-	1
19	2	-	-	-	-	-	2
20	3	-	1	-	-	-	4
21 to 22	4	2	1	-	-	-	7
23 to 24	2	4	1	-	-	-	7
25 to 29	3	4	2	2	-	-	11
30 to 34	1	-	1	2	-	-	4
35 to 39	-	1	1	-	-	-	2
40 to 44	-	2	-	-	-	-	2
45 to 49	1	2	-	-	-	-	3
50 to 54	-	1	-	-	-	-	1
55 to 59	-	-	-	-	-	-	1
60 to 64	-	-	-	-	-	-	-
65 +	-	-	-	-	-	-	-
Unknown	-	-	-	-	-	-	-
<b>Total</b>	<b>17</b>	<b>16</b>	<b>7</b>	<b>4</b>	<b>1</b>	<b>-</b>	<b>45</b>
<b>Total All Prisoners</b>	<b>297</b>	<b>126</b>	<b>14</b>	<b>34</b>	<b>3</b>	<b>8</b>	<b>482</b>

(a) Age at 30 June 1984

(b) Marital status at receipt into prison

(c) Irrespective of legal marital status

**Table 8:**  
Trends in Prisoners Under Sentence , NSW, Selected Years: Most Serious Offence

MOST SERIOUS OFFENCE	1975		1979		1982		1983		1984	
	No.	%	No.	%	No.	%	No.	%	No.	%
<b>Against Person:</b>										
<b>Homicides</b>										
Murder	172	5.9	246	6.9	227	7.3	200	6.5	187	6.9
Attempt conspiracy to murder	9	0.3	17	0.5	19	0.6	15	0.5	19	0.7
Manslaughter (excl. by driving)	72	2.5	71	2.0	70	2.3	62	2.0	54	2.0
<b>Total Homicides</b>	<b>253</b>	<b>8.6</b>	<b>334</b>	<b>9.3</b>	<b>317</b>	<b>10.2</b>	<b>277</b>	<b>9.0</b>	<b>260</b>	<b>9.6</b>
<b>Robbery and Extortion:</b>										
With major assault	380	13.0	483	13.4	461	14.9	443	14.3	422	15.5
Other (incl. Blackmail)	45	1.5	60	1.7	94	3.0	114	3.7	94	3.5
<b>Total Robbery</b>	<b>425</b>	<b>14.5</b>	<b>543</b>	<b>15.1</b>	<b>555</b>	<b>17.9</b>	<b>557</b>	<b>18.0</b>	<b>516</b>	<b>19.0</b>
<b>Other Assault &amp; Related:</b>										
Major (incl. G.B.H. sex with 3rd person)	166	4.0	153	4.3	119	3.8	125	4.0	133	4.9
Other (incl. kidnapping)	44	1.5	65	1.8	87	2.8	87	2.8	88	3.2
<b>Total Assault</b>	<b>160</b>	<b>5.5</b>	<b>218</b>	<b>6.1</b>	<b>206</b>	<b>6.6</b>	<b>212</b>	<b>6.8</b>	<b>221</b>	<b>8.1</b>
<b>Total Non-sexual Against Person</b>	<b>838</b>	<b>28.6</b>	<b>1095</b>	<b>30.5</b>	<b>1078</b>	<b>34.7</b>	<b>1046</b>	<b>33.8</b>	<b>997</b>	<b>36.6</b>
<b>Sexual:</b>										
Rape & Attempted Rape	155	3.9	160	4.5	169	5.4	124	4.0	55	2.0
Carnal knowledge, incest	29	1.0	29	0.8	22	0.7	17	0.6	19	0.7
Indecent assault, M or F	43	1.5	55	1.5	27	0.9	27	0.9	18	0.7
Other serious sexual *	-	-	-	-	21	0.7	56	1.8	58	2.1
Other (incl. prostitution)	17	0.6	14	0.4	13	0.4	11	0.4	21	0.8
<b>Total Sexual</b>	<b>204</b>	<b>7.0</b>	<b>258</b>	<b>7.2</b>	<b>252</b>	<b>8.1</b>	<b>235</b>	<b>7.7</b>	<b>171</b>	<b>6.3</b>
<b>Total Against Person:</b>	<b>1042</b>	<b>35.5</b>	<b>1353</b>	<b>37.7</b>	<b>1330</b>	<b>42.8</b>	<b>1281</b>	<b>41.3</b>	<b>1168</b>	<b>42.9</b>
<b>Other Offences:</b>										
Property (incl. fraud)	1060	36.1	1271	35.4	1033	33.3	1159	37.4	973	35.7
Order (incl. offensive behaviour)	557	19.0	391	10.9	81	2.6	74	2.4	72	2.6
Drug	106	3.6	269	7.5	291	9.4	301	9.7	276	10.1
Traffic	169	5.8	307	8.5	368	11.9	283	9.1	233	8.6
<b>Total Other</b>	<b>1892</b>	<b>64.5</b>	<b>2238</b>	<b>62.8</b>	<b>1774</b>	<b>57.2</b>	<b>1817</b>	<b>58.6</b>	<b>1554</b>	<b>57.0</b>
<b>Total All:</b>	<b>2934</b>	<b>100.0</b>	<b>3591</b>	<b>100.0</b>	<b>3104</b>	<b>100.0</b>	<b>3098</b>	<b>100.0</b>	<b>2722</b>	<b>100.0</b>

\* New category from 1982 following the revision of sexual offences. Source of figures for 1975 and 1979 was Australian Bureau of Statistics.

**Table 9:**  
**Sentenced prisoners, NSW, 30 June 1984: Aggregate Sentence Imposed By Sentence Served By Sex**

Aggregate Sentence Imposed	SENTENCE SERVED(a)											TOTAL
	MONTHS				YEARS						Unknown	
	Under1	1 and under 3	3 and under 6	6 and under 12	1 and under 2	2 and under 5	5 and under 7	7 and under 10	10 and under 15	15 or more		
<b>MALES</b>												
1 to 7 days	21	-	-	-	-	-	-	-	-	-	-	21
8 days & under 1 month	51	-	-	-	-	-	-	-	-	-	-	51
1 and under 3 months	18	3	-	-	-	-	-	-	-	-	-	21
3 and under 6 months	58	57	2	-	-	-	-	-	-	-	-	117
6 and under 9 months	47	78	23	-	1	-	-	-	-	-	-	149
9 and under 12 months	3	3	-	-	-	-	-	-	-	-	-	6
1 and under 2 years	71	119	55	16	3	-	-	-	-	-	-	264
2 and under 5 years	63	119	125	162	140	33	2	-	-	-	-	644
5 and under 7 years	9	15	27	50	97	48	3	1	-	-	-	250
7 and under 10 years	5	10	14	48	123	115	18	1	3	-	-	337
10 and under 15 years	5	5	2	20	57	145	36	20	6	-	-	296
15 years or more	1	2	-	5	8	46	36	29	12	2	-	141
Life	2	1	1	8	9	52	43	44	19	7	-	186
Governor's Pleasure	-	1	1	1	3	5	1	2	1	1	-	16
Periodic Detention	60	78	61	48	5	-	-	-	-	-	-	252
Unknown	-	-	-	-	-	-	-	-	-	-	-	-
<b>Total</b>	<b>414</b>	<b>491</b>	<b>311</b>	<b>358</b>	<b>446</b>	<b>444</b>	<b>139</b>	<b>97</b>	<b>41</b>	<b>10</b>	<b>-</b>	<b>2751</b>

**Table 9: (cont.)**

Sentenced Prisoners, NSW, 30 June 1984: Aggregate Sentence Imposed By Sentence Served By Sex

Aggregate Sentence Imposed	SENTENCE SERVED(a)											TOTAL
	Under1	MONTHS			YEARS							
	Under1	1 and under 3	3 and under 6	6 and under 12	1 and under 2	2 and under 5	5 and under 7	7 and under 10	10 and under 15	15 or mor	Unknown	
<b>FEMALES</b>												
1 to 7 days	3	-	-	-	-	-	-	-	-	-	-	3
8 days & under 1 month	2	-	-	-	-	-	-	-	-	-	-	2
1 and under 3 months	1	-	-	-	-	-	-	-	-	-	-	1
3 and under 6 months	9	4	-	-	-	-	-	-	-	-	-	8
6 and under 9 months	3	4	1	-	-	-	-	-	-	-	-	8
9 and under 12 months	1	-	-	-	-	-	-	-	-	-	-	1
1 and under 2 years	6	11	4	1	-	-	-	-	-	-	-	22
2 and under 5 years	2	10	2	6	1	3	-	-	-	-	-	24
5 and under 7 years	-	2	2	7	2	3	-	-	-	-	-	16
7 and under 10 years	-	-	-	3	5	-	-	-	-	-	-	8
10 and under 15 years	-	-	-	1	2	3	-	-	-	-	-	6
15 years or more	-	-	-	-	-	-	-	-	-	-	-	-
Life	-	-	-	1	2	2	2	1	-	-	-	8
Governor's Pleasure	-	-	-	-	-	-	-	-	-	-	-	-
Periodic Detention	-	3	1	5	-	-	-	-	-	-	-	9
Unknown	-	-	-	-	-	-	-	-	-	-	-	-
<b>Total</b>	<b>27</b>	<b>34</b>	<b>10</b>	<b>24</b>	<b>12</b>	<b>11</b>	<b>2</b>	<b>1</b>	<b>-</b>	<b>-</b>	<b>-</b>	<b>121</b>

19

(a) See Explanatory Notes.

**Table 10:**

**Sentenced Prisoners, NSW, 30 June 1984: Most Serious Offence By Sentence Served (a) By Sex**

MOST SERIOUS OFFENCE	SENTENCE SERVED (a)										TOTAL
	MONTHS			YEARS							
	Under 1	1 and Under 3	3 and Under 6	6 and Under 12	1 and Under 2	2 and Under 5	5 and Under 7	7 and Under 10	10 and Under 15	15 or more	
<b>MALES</b>											
<b>HOMICIDES &amp; ASSAULTS &amp; LIKE OFFENCES</b>											
Murder	2	2	1	9	12	58	44	43	20	7	198
Attempted murder	1	-	1	-	1	10	3	3	-	1	20
Conspiracy to murder	-	-	-	-	2	-	1	-	-	-	3
Manslaughter	-	1	1	6	20	21	-	4	-	1	54
Major assault	15	16	18	24	24	27	8	6	2	-	140
Other (incl. kidnapping)	20	21	10	9	13	12	2	1	2	-	90
<b>TOTAL Homicides, Assaults Nec</b>	<b>38</b>	<b>40</b>	<b>31</b>	<b>48</b>	<b>72</b>	<b>128</b>	<b>58</b>	<b>57</b>	<b>24</b>	<b>9</b>	<b>505</b>
<b>SEXUAL &amp; RELATED OFFENCES</b>											
Rape & serious sexual (b)	2	3	6	18	36	35	12	10	-	-	122
Carnal knowledge, incest	1	2	4	5	5	2	1	-	-	-	20
Indecent assault (c)	2	7	2	3	2	2	-	1	-	-	19
Buggery & Bestiality	-	1	-	1	4	5	5	1	1	-	18
<b>TOTAL Sexual &amp; related offences</b>	<b>5</b>	<b>13</b>	<b>12</b>	<b>27</b>	<b>47</b>	<b>44</b>	<b>18</b>	<b>12</b>	<b>1</b>	<b>-</b>	<b>179</b>
<b>ROBBERY &amp; EXTORTION</b>											
Robbery with major assault	12	19	28	72	118	107	38	26	10	1	431
Other (incl. Blackmail)	4	10	9	15	30	22	2	-	-	-	92
<b>TOTAL Robbery &amp; Extortion</b>	<b>16</b>	<b>29</b>	<b>37</b>	<b>87</b>	<b>148</b>	<b>129</b>	<b>40</b>	<b>26</b>	<b>10</b>	<b>1</b>	<b>523</b>
<b>FRAUD</b>											
<b>TOTAL Fraud</b>	<b>18</b>	<b>20</b>	<b>17</b>	<b>18</b>	<b>17</b>	<b>8</b>	<b>2</b>	<b>-</b>	<b>-</b>	<b>-</b>	<b>100</b>
<b>OFFENCES AGAINST PROPERTY</b>											
Break enter & steal	50	102	70	85	81	52	10	1	3	-	454
Other	99	114	75	41	30	31	5	1	-	-	396
<b>TOTAL Offences Against Property Nec</b>	<b>149</b>	<b>216</b>	<b>145</b>	<b>126</b>	<b>111</b>	<b>83</b>	<b>15</b>	<b>2</b>	<b>3</b>	<b>-</b>	<b>850</b>

**Table 10: (cont.)**

Sentenced Prisoners, NSW, 30 June 1984: Most Serious Offence By Sentence Served (a) By Sex

MOST SERIOUS OFFENCE	SENTENCE SERVED (a)										TOTAL
	MONTHS			YEARS							
	Under 1	1 and Under 3	3 and Under 6	6 and Under 12	1 and Under 2	2 and Under 5	5 and Under 7	7 and Under 10	10 and Under 15	15 or more	
<b>MALES</b>											
<b>DRIVING, TRAFFIC &amp; RELATED OFFENCES</b>											
<b>Total Driving, Traffic &amp; Related Offences (d)</b>	<b>110</b>	<b>90</b>	<b>27</b>	<b>2</b>	<b>1</b>	<b>-</b>	<b>-</b>	<b>-</b>	<b>-</b>	<b>-</b>	<b>230</b>
<b>OTHER OFFENCES</b>											
Offences against enforcement of order (e)	19	17	4	5	2	2	2	-	-	-	51
Offences relating to drugs of addiction etc.	55	61	34	43	43	49	4	-	3	-	292
Other (incl. offences behaviour & vagrancy)	5	4	2	5	1	-	-	-	-	-	21
<b>Total Other Offences</b>	<b>78</b>	<b>83</b>	<b>42</b>	<b>50</b>	<b>50</b>	<b>52</b>	<b>6</b>	<b>-</b>	<b>3</b>	<b>-</b>	<b>364</b>
<b>Total All Offences</b>	<b>414</b>	<b>491</b>	<b>311</b>	<b>358</b>	<b>446</b>	<b>444</b>	<b>139</b>	<b>97</b>	<b>41</b>	<b>10</b>	<b>2751</b>

(a) See Explanatory Notes.

(b) Includes Sexual Assault, Categories 1, 2 & 3 under Section 61 of the NSW Crimes Act.

(c) Includes indecent assault on and unlawful indecent acts with males and females (excluding buggery). Includes Sexual Assaults category 4 under Section 61 if the NSW Crimes Act.

(d) Includes driving offences occasioning death or injury.

(e) Includes breach of parole & escape from lawful custody.

**Table 10: (cont)**

Sentenced Prisoners, NSW, 30 June 1984: Most Serious Offence By Sentence Served (a) By Sex

MOST SERIOUS OFFENCE	SENTENCE SERVED (a)										TOTAL
	MONTHS			YEARS							
	Under 1	1and under 3	3 and under 6	6and under 12	1and under 2	2and under 5	5and under 7	7and under 10	10and under 15	15or more	
<b>FEMALES</b>											
<b>HOMICIDES &amp; ASSAULTS &amp; LIKE OFFENCES</b>											
Murder	-	-	-	1	2	2	2	1	-	-	8
Attempted murder	-	-	-	1	3	1	-	-	-	-	5
Major Assault	-	-	-	1	-	-	-	-	-	-	1
Other (incl. kidnapping)	-	1	-	1	-	1	-	-	-	-	3
<b>TOTAL Homicides, Assaults &amp; Nec</b>	-	<b>1</b>	-	<b>4</b>	<b>5</b>	<b>4</b>	<b>2</b>	<b>1</b>	-	-	<b>17</b>
<b>SEXUAL &amp; RELATED OFFENCES</b>											
Rape & serious sexual (b)	-	-	-	-	1	-	-	-	-	-	1
Buggery & Bestiality	2	-	-	1	-	-	-	-	-	-	3
<b>TOTAL Sexual &amp; Related Offences</b>	<b>2</b>	-	-	<b>1</b>	<b>1</b>	-	-	-	-	-	-
<b>ROBBERY &amp; EXTORTION</b>											
Robbery with major assault	-	2	2	5	1	2	-	-	-	-	12
Other (incl. Blackmail)	-	2	-	3	1	-	-	-	-	-	6
<b>TOTAL Robbery &amp; Extortion</b>	-	<b>4</b>	<b>2</b>	<b>8</b>	<b>2</b>	<b>2</b>	-	-	-	-	<b>18</b>
<b>FRAUD</b>											
<b>TOTAL Fraud</b>	<b>5</b>	<b>9</b>	-	<b>1</b>	-	-	-	-	-	-	<b>15</b>
<b>OFFENCES AGAINST PROPERTY</b>											
Break enter & steal	4	7	1	-	2	2	-	-	-	-	16
Other	9	7	3	2	-	-	-	-	-	-	21
<b>TOTAL Offences Against Property Nec</b>	<b>13</b>	<b>14</b>	<b>4</b>	<b>2</b>	<b>2</b>	<b>2</b>	-	-	-	-	<b>37</b>
<b>DRIVING, TRAFFIC &amp; RELATED OFFENCES</b>											
<b>TOTAL Driving, Traffic &amp; Related Offences (c)</b>	<b>3</b>	<b>1</b>	-	<b>1</b>	-	-	-	-	-	-	<b>5</b>

**Table 10: (cont)**

Sentenced Prisoners, NSW, 30 June 1984: Most Serious Offence By Sentence Served (a) By Sex

MOST SERIOUS OFFENCE	SENTENCE SERVED (a)										TOTAL
	MONTHS			YEARS							
	Under 1	1and Under 3	3 and Under 6	6and Under 12	1and Under 2	2and Under 5	5and Under 7	7and Under 10	10and Under 15	15or more	
<b>FEMALES</b>											
<b>OTHER OFFENCES</b>											
Offences against enforcement of order (d)	-	1	-	-	-	-	-	-	-	-	1
Offences relating to drugs of addiction etc.	3	4	4	7	2	2	-	-	-	-	22
Other (incl. offences behaviour & vagrancy)	1	-	-	-	-	1	-	-	-	-	2
<b>TOTAL Other Offences</b>	<b>4</b>	<b>5</b>	<b>4</b>	<b>7</b>	<b>2</b>	<b>3</b>	<b>-</b>	<b>-</b>	<b>-</b>	<b>-</b>	<b>25</b>
<b>TOTAL All Offences</b>	<b>27</b>	<b>34</b>	<b>10</b>	<b>24</b>	<b>12</b>	<b>11</b>	<b>2</b>	<b>1</b>	<b>-</b>	<b>-</b>	<b>121</b>

(a) See Explanatory Notes.

(b) Includes Sexual Assault, Categories 1, 2 &amp; 3 under Section 61 of the NSW Crimes Act.

(c) Includes driving offences occasioning death or injury.

(d) Includes breach of parole &amp; escape from lawful custody.



**TABLE 11:**  
Sentenced Prisoners, NSW, 30 June 1984: Age by Most Serious Offence (a) By Sex

MOST SERIOUS OFFENCE	AGE (YEARS) at 30 June 1984															TOTAL ALL AGES	
	17	18	19	20	21 to 22	23 to 24	25 to 29	30 to 34	35 to 39	40 to 44	45 to 49	50 to 54	55 to 59	60 to 64	65 or more		Unknown
<b>MALES</b>																	
<b>HOMICIDES, ASSAULTS &amp; LIKE OFFENCES</b>																	
Murder	-	-	2	1	11	16	38	34	34	23	17	10	10	1	1	-	198
Attempted murder	-	-	-	-	3	-	7	3	2	2	2	-	-	1	-	-	20
Conspiracy to murder	-	-	-	-	-	-	-	-	-	2	1	-	-	-	-	-	3
Manslaughter (excluding driving)	-	-	-	1	4	5	12	9	7	5	6	3	1	-	-	-	54
Major assault	1	4	5	5	11	18	39	26	19	46	1	-	-	1	-	-	140
Other (incl. kidnapping)	-	2	3	8	7	5	21	19	13	2	3	4	2	-	1	1	90
<b>TOTAL Homicides, assaults etc.</b>	<b>1</b>	<b>6</b>	<b>10</b>	<b>15</b>	<b>36</b>	<b>44</b>	<b>117</b>	<b>93</b>	<b>76</b>	<b>36</b>	<b>34</b>	<b>18</b>	<b>13</b>	<b>32</b>	<b>1</b>	<b>1</b>	<b>505</b>
<b>SEXUAL &amp; RELATED OFFENCES</b>																	
Rape & serious sexual (b)	-	2	6	8	17	16	27	21	16	6	2	1	-	-	-	-	122
Carnal knowledge, incest	-	-	-	-	-	2	1	-	7	5	2	1	1	-	1	-	20
Indecent assault (c)	-	-	1	-	4	-	4	-	6	1	-	2	-	-	1	-	19
Buggery & bestiality	-	-	-	-	1	-	6	1	3	3	2	-	2	-	-	-	18
<b>TOTAL sexual &amp; related offences</b>	<b>-</b>	<b>2</b>	<b>7</b>	<b>8</b>	<b>22</b>	<b>18</b>	<b>38</b>	<b>22</b>	<b>32</b>	<b>15</b>	<b>6</b>	<b>4</b>	<b>3</b>	<b>-</b>	<b>2</b>	<b>-</b>	<b>179</b>
<b>ROBBERY &amp; EXTORTION</b>																	
Robbery with major assault	2	12	15	33	51	53	132	76	35	15	4	3	-	-	-	-	431
Other (incl. Blackmail)	1	2	3	8	12	9	40	10	4	-	3	-	-	-	-	-	92
<b>TOTAL Robbery &amp; Extortion</b>	<b>3</b>	<b>14</b>	<b>18</b>	<b>41</b>	<b>63</b>	<b>62</b>	<b>172</b>	<b>86</b>	<b>39</b>	<b>15</b>	<b>7</b>	<b>3</b>	<b>-</b>	<b>-</b>	<b>-</b>	<b>-</b>	<b>523</b>
<b>FRAUD</b>																	
<b>TOTAL Fraud</b>	<b>-</b>	<b>1</b>	<b>2</b>	<b>14</b>	<b>14</b>	<b>23</b>	<b>14</b>	<b>14</b>	<b>8</b>	<b>6</b>	<b>8</b>	<b>41</b>	<b>-</b>	<b>-</b>	<b>-</b>	<b>-</b>	<b>100</b>
<b>OFFENCES AGAINST PROPERTY NEC</b>																	
Break enter & steal	-	20	41	39	68	53	126	57	21	16	6	4	2	-	1	1	454
Other	1	35	38	48	66	50	65	43	20	12	11	4	3	-	-	-	396
<b>TOTAL Offences against property nec</b>	<b>1</b>	<b>55</b>	<b>79</b>	<b>87</b>	<b>134</b>	<b>103</b>	<b>191</b>	<b>100</b>	<b>41</b>	<b>28</b>	<b>17</b>	<b>8</b>	<b>5</b>	<b>-</b>	<b>1</b>	<b>1</b>	<b>850</b>

**TABLE 11: (cont.)**

Sentenced Prisoners, NSW, 30 June 1984: Age by Most Serious Offence (a) By Sex

MOST SERIOUS OFFENCE	AGE (YEARS) at 30 June 1984															TOTAL ALL AGES		
	17	18	19	20	21 to 22	23 to 24	25 to 29	30 to 34	35 to 39	40 to 44	45 to 49	50 to 54	55 to 59	60 to 64	65 or more		Unknown	
<b>MALES</b>																		
<b>DRIVING, TRAFFIC &amp; RELATED OFFENCES TOTAL</b>																		
<b>TOTAL Driving, traffic &amp; related offences (d)</b>	-	-	-	8	7	22	31	26	51	28	25	13	10	5	2	11	-	230
<b>OTHER OFFENCES</b>																		
Offences against enforcement of order (e)	-	3	4	5	10	4	10	6	4	-	1	2	-	1	-	1	1	51
Offences relating to drugs of addiction	-	3	9	15	23	72	72	52	22	13	4	2	2	2	1	1	1	292
Other (incl. offensive behaviour & vagrancy)	-	1	1	2	-	1	6	5	3	2	-	-	-	-	21	-	-	25
<b>TOTAL Other offences</b>	-	4	4	8	16	25	28	88	83	59	24	14	6	2	3	2	2	2364
<b>TOTAL ALL OFFENCES</b>	<b>5</b>	<b>90</b>	<b>131</b>	<b>190</b>	<b>315</b>	<b>295</b>	<b>680</b>	<b>426</b>	<b>286</b>	<b>139</b>	<b>94</b>	<b>52</b>	<b>29</b>	<b>8</b>	<b>7</b>	<b>4</b>	<b>2751</b>	

(a) See Explanatory Notes.

(b) Includes Sexual Assault, Categories 1, 2 & 3 under Section 61 of the NSW Crimes Act.

(c) Includes assault on and unlawful indecent acts with males and females (excluding buggery). Includes Sexual Assaults category 4 under Section 61 of the NSW Crimes Act.

(d) Includes driving offences occasioning death of injury.

(e) Includes breach of parole & escape from lawful custody.

**Table 11: (cont.)**

Sentenced prisoners, NSW, 30 June 1987: Age by Most Serious Offence (a) By Sex

MOST SERIOUS OFFENCE	AGE (YEARS) at 30 June 1984															TOTAL ALL AGES
	17	18	19	20	21 to 22	23 to 24	25 to 29	30 to 34	35 to 39	40 to 44	45 to 49	50 to 54	55 to 59	60 to 64	65 or more	
<b>FEMALES</b>																
<b>HOMICIDES, ASSAULTS &amp; LIKE OFFENCES</b>																
Murder	-	-	-	-	1	-	3	-	4	-	-	-	-	-	-	8
Manslaughter (excluding driving)	-	-	-	2	-	-	1	-	-	2	-	-	-	-	-	5
Major Assault	-	-	-	-	-	-	-	1	-	-	-	-	-	-	-	1
Other (incl. kidnapping)	-	-	-	1	-	-	1	-	1	-	-	-	-	-	-	3
<b>TOTAL Homicides, assaults etc.</b>	-	-	-	<b>3</b>	<b>1</b>	-	<b>5</b>	<b>1</b>	<b>5</b>	<b>2</b>	-	-	-	-	-	<b>17</b>
<b>SEXUAL &amp; RELATED OFFENCES</b>																
Rape & serious sexual (b)	-	-	-	-	1	-	-	-	-	-	-	-	-	-	-	1
Buggery & Bestiality	-	-	-	-	-	-	1	2	-	-	-	-	-	-	-	3
<b>TOTAL Sexual &amp; related offences</b>	-	-	-	<b>1</b>	-	<b>1</b>	<b>2</b>	-	-	-	-	-	-	-	-	<b>4</b>
<b>ROBBERY &amp; EXTORTION</b>																
Robbery with major assault	-	1	-	1	5	1	1	2	-	1	-	-	-	-	-	12
Other (incl. blackmail)	-	-	-	-	1	1	2	1	-	1	-	-	-	-	-	6
<b>TOTAL Robbery &amp; Extortion</b>	-	<b>1</b>	-	<b>1</b>	<b>6</b>	<b>2</b>	<b>3</b>	<b>3</b>	-	<b>2</b>	-	-	-	-	-	<b>18</b>
<b>FRAUD</b>																
<b>TOTAL fraud</b>	-	-	-	-	<b>3</b>	<b>4</b>	<b>5</b>	<b>1</b>	<b>1</b>	-	-	-	<b>1</b>	-	-	<b>15</b>
<b>OFFENCES AGAINST PROPERTY NEC</b>																
Break enter & steal	-	-	1	1	2	2	8	2	-	-	-	-	-	-	-	16
Other	-	1	2	-	1	2	6	3	2	1	-	-	3	-	-	21
<b>TOTAL Offences against property nec</b>	-	<b>1</b>	<b>3</b>	<b>1</b>	<b>3</b>	<b>4</b>	<b>14</b>	<b>5</b>	<b>2</b>	<b>1</b>	-	-	<b>3</b>	-	-	<b>37</b>
<b>DRIVING, TRAFFIC &amp; RELATED OFFENCES</b>																
<b>TOTAL Driving, traffic &amp; related offences (c)</b>	-	-	-	-	-	-	<b>3</b>	<b>1</b>	-	-	-	-	-	-	-	<b>5</b>

**Table 11: (cont.)**  
**Sentenced prisoners, NSW, 30 June 1987: Age by Most Serious Offence (a) By Sex**

MOST SERIOUS OFFENCE	AGE (YEARS) at 30 June 1984															TOTAL ALL AGES
	17	18	19	20	21 to 22	23 to 24	25 to 29	30 to 34	35 to 39	40 to 44	45 to 49	50 to 54	55 to 59	60 to 64	65 or more	
<b>FEMALES</b>																
<b>OTHER OFFENCES</b>																
Offences against enforcement of order (d)	-	-	-	-	-	1	-	-	-	-	-	-	-	-	-	1
Offences relating to drugs of addiction	-	-	-	2	3	4	7	2	1	2	1	-	-	-	-	22
Other (incl. offensive behaviour & vagrancy)	-	-	-	-	-	-	1	1	-	-	-	-	-	-	-	2
<b>TOTAL Other offences</b>	-	-	-	<b>2</b>	<b>3</b>	<b>5</b>	<b>8</b>	<b>3</b>	<b>1</b>	<b>2</b>	<b>1</b>	-	-	-	-	<b>25</b>
<b>TOTAL ALL OFFENCES</b>	-	<b>2</b>	<b>3</b>	<b>8</b>	<b>16</b>	<b>16</b>	<b>40</b>	<b>14</b>	<b>9</b>	<b>7</b>	<b>2</b>	-	<b>4</b>	-	-	<b>121</b>

(a) See Explanatory Notes.

(b) Includes Sexual Assault, Categories 1, 2 & 3 under Section 61 of the NSW Crimes Act.

(c) Includes driving offences occasioning death or injury.

(d) Includes breach of parole & escape from lawful custody.

Table 12:

Sentenced Prisoners, NSW, 30 June 1984: Most Serious Offence and Aggregate Sentence Imposed

MOST SERIOUS OFFENCE	AGGREGATE SENTENCE IMPOSED														TOTAL	
	DAYS		MONTHS			YEARS							Governors Pleasure	Periodic Detention		
	1 and under	8 and under	1 and under	3 and under	6 and under	9 and under	1 and under	2 and under	5 and under	7 and under	10 and under	15 and over			Life	
	7	30	3	6	9	12	2	5	7	10	15					
<b>MALES</b>																
<b>HOMICIDES &amp; ASSAULTS &amp; LIKE OFFENCES</b>																
Murder	-	-	-	-	-	-	-	-	-	1	3	4	176	14	-	198
Attempted murder	-	-	-	-	-	-	-	1	-	1	6	6	5	1	-	20
Conspiracy to murder	-	-	-	-	-	-	-	1	-	-	1	1	-	-	-	3
Manslaughter	-	-	-	-	-	-	-	3	4	24	18	3	2	-	-	54
Major assault	-	-	-	-	1	-	12	43	11	16	31	8	3	1	14	140
Other (incl. kidnapping)	2	4	1	9	8	-	5	18	5	11	7	7	-	-	13	90
<b>TOTAL Homicides, assaults nec</b>	<b>2</b>	<b>4</b>	<b>1</b>	<b>9</b>	<b>9</b>	<b>-</b>	<b>17</b>	<b>66</b>	<b>20</b>	<b>53</b>	<b>66</b>	<b>29</b>	<b>186</b>	<b>16</b>	<b>27</b>	<b>505</b>
<b>SEXUAL &amp; RELATED OFFENCES</b>																
Rape & serious sexual (b)	-	-	-	-	-	-	-	14	24	36	32	15	-	-	1	122
Carnal knowledge, incest	-	-	-	-	-	-	1	6	4	6	1	1	-	-	1	20
Indecent assault (c)	-	-	1	-	2	-	3	6	1	1	2	1	-	-	2	19
Buggery and bestiality	-	-	-	-	-	-	-	2	3	5	5	3	-	-	-	18
<b>TOTAL Sexual &amp; related offences</b>	<b>-</b>	<b>-</b>	<b>1</b>	<b>-</b>	<b>2</b>	<b>-</b>	<b>4</b>	<b>28</b>	<b>32</b>	<b>48</b>	<b>40</b>	<b>20</b>	<b>-</b>	<b>-</b>	<b>4</b>	<b>179</b>
<b>ROBBERY &amp; EXTORTION</b>																
Robbery with major assault	-	-	-	-	-	-	2	70	71	106	104	75	-	-	3	431
Other (incl. Blackmail)	-	-	-	-	-	-	3	32	26	20	9	-	-	-	2	92
<b>TOTAL Robbery and extortion</b>	<b>-</b>	<b>-</b>	<b>-</b>	<b>-</b>	<b>-</b>	<b>-</b>	<b>5</b>	<b>102</b>	<b>97</b>	<b>126</b>	<b>113</b>	<b>75</b>	<b>-</b>	<b>-</b>	<b>5</b>	<b>523</b>
<b>FRAUD</b>																
<b>TOTAL Fraud</b>	<b>-</b>	<b>3</b>	<b>-</b>	<b>7</b>	<b>7</b>	<b>1</b>	<b>9</b>	<b>39</b>	<b>7</b>	<b>9</b>	<b>4</b>	<b>-</b>	<b>-</b>	<b>-</b>	<b>14</b>	<b>100</b>
<b>OFFENCES AGAINST PROPERTY</b>																
Break enter & steal	-	1	1	8	12	-	68	204	52	48	22	3	-	-	35	454
Other	1	12	4	35	56	1	93	105	15	12	5	3	-	-	54	396
<b>TOTAL Offences against property</b>	<b>1</b>	<b>13</b>	<b>5</b>	<b>43</b>	<b>68</b>	<b>1</b>	<b>161</b>	<b>309</b>	<b>67</b>	<b>60</b>	<b>27</b>	<b>6</b>	<b>-</b>	<b>-</b>	<b>89</b>	<b>850</b>

**Table 12: (cont.)**

**Sentenced Prisoners, NSW, 30 June 1984: Most Serious Offence and Aggregate Sentence Imposed**

MOST SERIOUS OFFENCE	AGGREGATE SENTENCE IMPOSED															TOTAL
	DAYS		MONTHS			YEARS							Life	Governors Pleasure	Periodic Detention	
	1 and under	8 and under	1 and under	3 and under	6 and under	9 and under	1 and under	2 and under	5 and under	7 and under	10 and under	15 and over				
	7	30	3	6	9	12	2	5	7	10	15					
<b>MALES</b>																
<b>DRIVING, TRAFFIC &amp; RELATED OFFENCES</b>																
<b>TOTAL Driving, traffic &amp; related offences (d)</b>	15	22	7	36	44	3	29	6	-	-	-	-	-	-	68	230
<b>OTHER OFFENCES</b>																
Offences against enforcement of order (e)	1	1	2	9	8	1	8	8	1	2	2	-	-	-	8	51
Offences relating to drugs of addiction	2	8	5	11	8	-	29	78	26	36	41	11	-	-	37	292
Other (incl. offensive behav. & vagrancy)	-	-	-	2	3	-	2	8	-	3	3	-	-	-	-	21
<b>TOTAL Other offences</b>	3	9	7	22	19	1	39	94	27	41	46	11	-	-	45	364
<b>TOTAL ALL OFFENCES</b>	21	51	21	117	149	6	264	644	250	337	296	141	186	16	252	2751

29

(a) See Explanatory Notes.

(b) Includes Sexual Assault, Categories 1, 2 & 3 under Section 61 of the NSW Crimes Act.

(c) Includes indecent assault on and unlawful indecent acts with males and females (excluding buggery). Includes Sexual Assaults category 4 under Section 61 of the NSW Crimes Act.

(d) Includes driving offences occasioning death or injury.

(e) Includes breach of parole & escape from lawful custody.

**Table 12: (cont.)**

Sentenced Prisoners, NSW, 30 June 1984: Most Serious Offence and Aggregate Sentence Imposed (a)

MOST SERIOUS OFFENCE	AGGREGATE SENTENCE IMPOSED														TOTAL		
	DAYS		MONTHS				YEARS						Governors Pleasure	Periodic Detention			
	1 and under	8 and under	1 and under	3 and under	6 and under	9 and under	1 and under	2 and under	5 and under	7 and under	10 and under	15 and over				Life	
7	30	3	6	9	12	2	5	7	10	15							
<b>FEMALES</b>																	
<b>HOMICIDES &amp; ASSAULTS &amp; LIKE OFFENCES</b>																	
Murder	-	-	-	-	-	-	-	-	-	-	-	-	-	8	-	-	8
Manslaughter	-	-	-	-	-	-	-	-	1	3	1	-	-	-	-	-	5
Major assault	-	-	-	-	-	-	-	1	1	-	-	-	-	-	-	-	1
Other (incl. kidnapping)	-	-	-	1	-	-	1	1	-	-	-	-	-	-	-	-	3
<b>TOTAL Homicides, assaults nec</b>	-	-	-	1	-	-	1	2	1	3	1	-	-	8	-	-	17
<b>SEXUAL &amp; RELATED OFFENCES</b>																	
Rape & serious sexual (b)	-	-	-	-	-	-	-	-	-	1	-	-	-	-	-	-	1
Buggery and bestiality	1	1	-	-	-	-	-	-	-	-	-	-	-	-	-	1	3
<b>TOTAL Sexual &amp; related offences</b>	1	1	-	-	-	-	-	-	-	1	-	-	-	-	-	1	4
<b>ROBBERY &amp; EXTORTION</b>																	
Robbery with major assault	-	-	-	-	-	-	1	4	4	1	2	-	-	-	-	-	12
Other (incl. Blackmail)	-	-	-	-	-	-	-	4	1	1	-	-	-	-	-	-	6
<b>TOTAL Robbery and extortion</b>	-	-	-	-	-	-	1	8	5	2	2	-	-	-	-	-	18
<b>FRAUD</b>																	
<b>TOTAL Fraud</b>	-	-	-	2	3	-	5	4	-	1	-	-	-	-	-	-	15
<b>OFFENCES AGAINST PROPERTY</b>																	
Break enter & steal	-	-	-	-	2	-	6	5	3	-	-	-	-	-	-	-	16
Other	-	-	1	5	3	1	5	3	1	-	-	-	-	-	-	2	21
<b>TOTAL Offences against property</b>	-	-	1	5	5	1	11	8	4	-	-	-	-	-	-	2	37

**Table 12: (cont.)**

Sentenced Prisoners, NSW, 30 June 1984: Most Serious Offence and Aggregate Sentence Imposed

MOST SERIOUS OFFENCE	AGGREGATE SENTENCE IMPOSED															TOTAL
	DAYS		MONTHS			YEARS						Life	Governors Pleasure	Periodic Detention		
	1 and under 7	8 and under 30	1 and under 3	3 and under 6	6 and under 9	9 and under 12	1 and under 2	2 and under 5	5 and under 7	7 and under 10	10 and under 15				15 and over	
<b>FEMALE</b>																
<b>DRIVING, TRAFFIC &amp; RELATED OFFENCES</b>																
<b>TOTAL Driving, Traffic &amp; Related offences (d)</b>	<b>2</b>	<b>1</b>	-	-	-	-	-	-	-	-	-	-	-	-	<b>2</b>	<b>5</b>
<b>OTHER OFFENCES</b>																
Offences against enforcement of order (e)	-	-	-	-	-	-	1	-	-	-	-	-	-	-	-	1
Offences relating to drugs of Addiction	-	-	-	4	-	-	3	2	6	1	2	-	-	-	4	22
Other (incl. offensive behav. & vagrancy)	-	-	-	1	-	-	-	-	-	-	1	-	-	-	-	2
<b>TOTAL Other offences</b>	<b>-</b>	<b>-</b>	<b>-</b>	<b>5</b>	<b>-</b>	<b>-</b>	<b>4</b>	<b>2</b>	<b>6</b>	<b>1</b>	<b>3</b>	<b>-</b>	<b>-</b>	<b>-</b>	<b>4</b>	<b>25</b>
<b>TOTAL ALL OFFENCES</b>	<b>3</b>	<b>2</b>	<b>1</b>	<b>13</b>	<b>8</b>	<b>1</b>	<b>22</b>	<b>24</b>	<b>16</b>	<b>8</b>	<b>6</b>	<b>-</b>	<b>8</b>	<b>-</b>	<b>9</b>	<b>121</b>

31

(a) See Explanatory Notes.

(b) Includes Sexual Assault, Categories 1, 2 & 3 under Section 61 of the NSW Crimes Act.

(c) Includes indecent assault on and unlawful indecent acts with males and females (excluding buggery). Includes Sexual Assaults category 4 under Section 61 of the NSW Crimes Act.

(d) Includes driving offences occasioning death or injury.

(e) Includes breach of parole & escape from lawful custody.



**TABLE 13:**

Sentenced Prisoners, NSW, 30 June 1984: Most Serious Offence By Sex By Country of Birth (a)

MOST SERIOUS OFFENCE	COUNTRY OF BIRTH														Total All Ages		
	Aus Tralia	New Zealand	Papua New Guinea	Other Oceania	Vietnam Kampuchea	Other Asian	Uk	EUROPEAN COUNTRIES			EUROPE		American Countries	African Countries		Middle East	Other Countries
							Greece	Italy	Yugoslavia	East	West						
<b>MALES</b>																	
<b>HOMICIDES, ASSAULTS &amp; LIKE OFFENCES</b>																	
Murder	152	9	-	-	-	3	9	-	3	9	4	2	1	-	5	1	198
Attempted murder	12	3	-	-	-	1	2	-	-	-	2	-	-	-	-	-	20
Conspiracy to murder	3	-	-	-	-	-	-	-	-	-	-	-	-	-	-	-	3
Manslaughter	34	-	-	1	-	3	8	-	-	2	3	2	1	-	-	-	54
Major assault	110	1	-	4	1	1	4	1	2	9	2	1	2	-	2	-	140
Other (incl. kidnapping)	69	3	-	1	-	1	6	1	-	4	1	1	1	-	2	-	90
<b>TOTAL Homicides, Assaults Etc.</b>	<b>380</b>	<b>16</b>	<b>-</b>	<b>6</b>	<b>1</b>	<b>9</b>	<b>29</b>	<b>2</b>	<b>5</b>	<b>24</b>	<b>12</b>	<b>6</b>	<b>5</b>	<b>-</b>	<b>9</b>	<b>1</b>	<b>505</b>
<b>SEXUAL &amp; RELATED OFFENCES</b>																	
Rape & serious sexual (b)	114	1	-	1	-	-	4	-	1	-	-	-	-	-	1	-	122
Caral knowledge, incest	18	1	-	-	-	-	1	-	-	-	-	-	-	-	-	-	20
Indecent assault (c)	18	-	-	-	-	-	1	-	-	-	-	-	-	-	-	-	19
Buggery & Bestiality	17	-	-	-	-	-	1	-	-	-	-	-	-	-	-	-	18
<b>TOTAL Sexual &amp; Related Offences</b>	<b>167</b>	<b>2</b>	<b>-</b>	<b>1</b>	<b>-</b>	<b>-</b>	<b>7</b>	<b>-</b>	<b>1</b>	<b>-</b>	<b>-</b>	<b>-</b>	<b>-</b>	<b>-</b>	<b>1</b>	<b>-</b>	<b>179</b>
<b>ROBBERY &amp; EXTORTION</b>																	
Robbery with major assault	351	10	1	1	-	-	27	1	5	2	11	6	-	2	12	2	431
Other (incl. blackmail)	74	3	-	-	-	-	7	1	-	-	2	1	2	1	1	-	92
<b>TOTAL Robbery &amp; Extortion</b>	<b>425</b>	<b>13</b>	<b>1</b>	<b>1</b>	<b>-</b>	<b>-</b>	<b>34</b>	<b>2</b>	<b>5</b>	<b>2</b>	<b>13</b>	<b>7</b>	<b>2</b>	<b>3</b>	<b>13</b>	<b>2</b>	<b>523</b>
<b>FRAUD</b>																	
<b>TOTAL Fraud</b>	<b>76</b>	<b>3</b>	<b>-</b>	<b>-</b>	<b>4</b>	<b>1</b>	<b>5</b>	<b>2</b>	<b>-</b>	<b>2</b>	<b>3</b>	<b>-</b>	<b>2</b>	<b>1</b>	<b>1</b>	<b>-</b>	<b>100</b>

**Table 13: (cont.)**

**Sentenced Prisoners, NSW, 30 June 1984: Most Serious Offence By Sex By Country of Birth (a)**

MOST SERIOUS OFFENCE	COUNTRY OF BIRTH														Total All Ages		
	Aus Trafia	New Zealand	Papua New Guinea	Other Oceania	Vietnam Kampuchea	Other Asian	Uk	EUROPEAN COUNTRIES			EUROPE		American Countries	African Countries		Middle East	Other Countries
							Greece	Italy	Yugoslavia	East	West						
<b>MALES</b>																	
<b>OFFENCES AGAINST PROPERTY NEC</b>																	
Break, enter & steal	399	9	1	1	1	1	14	-	4	5	6	3	1	2	6	1	454
Other	341	7	-	-	-	3	19	1	3	7	5	2	-	2	6	-	396
<b>TOTAL Offences Against Property Nec</b>	<b>740</b>	<b>16</b>	<b>1</b>	<b>1</b>	<b>1</b>	<b>4</b>	<b>33</b>	<b>1</b>	<b>7</b>	<b>12</b>	<b>11</b>	<b>5</b>	<b>1</b>	<b>4</b>	<b>12</b>	<b>1</b>	<b>850</b>
<b>DRIVING, TRAFFIC &amp; RELATED OFFENCES</b>																	
<b>TOTAL Driving, Traffic &amp; Related Offences (d)</b>	<b>195</b>	<b>3</b>	<b>-</b>	<b>1</b>	<b>1</b>	<b>1</b>	<b>6</b>	<b>-</b>	<b>-</b>	<b>6</b>	<b>8</b>	<b>2</b>	<b>4</b>	<b>-</b>	<b>3</b>	<b>-</b>	<b>230</b>
<b>OTHER OFFENCES</b>																	
Offences against enforcement of order (e)	41	1	-	-	-	-	6	1	-	-	1	1	-	-	-	-	51
Offences relating to drugs of addiction	161	12	-	2	1	18	22	5	8	3	7	3	9	5	36	-	292
Other (incl. offensive behaviour & vagrancy)	14	-	-	1	-	-	2	-	-	1	1	-	-	-	2	-	21
<b>TOTAL Other Offences</b>	<b>216</b>	<b>13</b>	<b>-</b>	<b>3</b>	<b>1</b>	<b>18</b>	<b>30</b>	<b>6</b>	<b>8</b>	<b>4</b>	<b>9</b>	<b>4</b>	<b>9</b>	<b>5</b>	<b>38</b>	<b>-</b>	<b>364</b>
<b>TOTAL All Offences</b>	<b>2199</b>	<b>66</b>	<b>2</b>	<b>13</b>	<b>8</b>	<b>33</b>	<b>144</b>	<b>13</b>	<b>26</b>	<b>50</b>	<b>56</b>	<b>24</b>	<b>23</b>	<b>13</b>	<b>77</b>	<b>4</b>	<b>2751</b>

(a) See Explanatory Notes.

(b) Includes Sexual Assault, Categories 1, 2 & 3 under Section 61 of the NSW Crimes Act.

(c) Includes indecent assault on and unlawful indecent acts with males and females (excluding buggery). Includes Sexual Assaults category 4 under Section 61 of the NSW crimes Act.

(d) Includes driving offences occasioning death or injury.

(e) Includes breach of parole & escape from lawful custody.

**Table 13: (cont.)**

Sentenced Prisoners, NSW, 30 June 1984: Most Serious Offence By Sex By Country of Birth (a)

Most Serious Offence	COUNTRY OF BIRTH														Total All Ages		
	Aus Tralia	New Zealand	Papua New Guinea	Other Oceania	Vietnam Kampuchea	Other Asian	Uk	EUROPEAN COUNTRIES			EUROPE		American Countries	African Countries		Middle East	Other Countries
							Greece	Italy	Yugoslavia	East	West						
<b>FEMALES</b>																	
<b>HOMICIDES, ASSAULTS &amp; LIKE OFFENCES</b>																	
Murder	7	-	-	-	-	-	-	-	-	1	-	-	-	-	-	-	8
Manslaughter	4	-	-	-	-	-	1	-	-	-	-	-	-	-	-	-	5
Major assault	1	-	-	-	-	-	-	-	-	-	-	-	-	-	-	-	1
Other (incl. kidnapping)	2	-	-	-	-	-	1	-	-	-	-	-	-	-	-	-	3
<b>TOTAL Homicides, Assaults Etc.</b>	<b>14</b>	<b>-</b>	<b>-</b>	<b>-</b>	<b>-</b>	<b>-</b>	<b>2</b>	<b>-</b>	<b>-</b>	<b>1</b>	<b>-</b>	<b>-</b>	<b>-</b>	<b>-</b>	<b>-</b>	<b>-</b>	<b>17</b>
<b>SEXUAL &amp; RELATED OFFENCES</b>																	
Rape & serious sexual (b)	1	-	-	-	-	-	-	-	-	-	-	-	-	-	-	-	1
Buggery & bestiality	3	-	-	-	-	-	-	-	-	-	-	-	-	-	-	-	3
<b>TOTAL Sexual &amp; Related Offences</b>	<b>4</b>	<b>-</b>	<b>-</b>	<b>-</b>	<b>-</b>	<b>-</b>	<b>-</b>	<b>-</b>	<b>-</b>	<b>-</b>	<b>-</b>	<b>-</b>	<b>-</b>	<b>-</b>	<b>-</b>	<b>-</b>	<b>4</b>
<b>ROBBERY &amp; EXTORTION</b>																	
Robbery with major assault	9	1	-	-	-	-	1	-	1	-	-	-	-	-	-	-	12
Other (incl. Blackmail)	6	-	-	-	-	-	-	-	-	-	-	-	-	-	-	-	6
<b>TOTAL Robbery &amp; Extortion</b>	<b>15</b>	<b>1</b>	<b>-</b>	<b>-</b>	<b>-</b>	<b>-</b>	<b>1</b>	<b>-</b>	<b>1</b>	<b>-</b>	<b>-</b>	<b>-</b>	<b>-</b>	<b>-</b>	<b>-</b>	<b>-</b>	<b>18</b>
<b>FRAUD</b>																	
<b>TOTAL Fraud</b>	<b>12</b>	<b>1</b>	<b>-</b>	<b>-</b>	<b>-</b>	<b>-</b>	<b>2</b>	<b>-</b>	<b>-</b>	<b>-</b>	<b>-</b>	<b>-</b>	<b>-</b>	<b>-</b>	<b>-</b>	<b>-</b>	<b>15</b>
<b>OFFENCES AGAINST PROPERTY NEC</b>																	
Break, enter & steal	14	-	-	-	-	-	2	-	-	-	-	-	-	-	-	-	16
Other	17	-	-	-	-	-	2	1	-	-	1	-	-	-	-	-	21
<b>Total Offences Against Property Nec</b>	<b>31</b>	<b>-</b>	<b>-</b>	<b>-</b>	<b>-</b>	<b>-</b>	<b>4</b>	<b>1</b>	<b>-</b>	<b>-</b>	<b>1</b>	<b>-</b>	<b>-</b>	<b>-</b>	<b>-</b>	<b>-</b>	<b>37</b>
<b>DRIVING, TRAFFIC &amp; RELATED OFFENCES</b>																	
<b>TOTAL Driving, Traffic &amp; Related Offences (c)</b>	<b>4</b>	<b>-</b>	<b>-</b>	<b>-</b>	<b>-</b>	<b>-</b>	<b>1</b>	<b>-</b>	<b>-</b>	<b>-</b>	<b>-</b>	<b>-</b>	<b>-</b>	<b>-</b>	<b>-</b>	<b>-</b>	<b>5</b>

**Table 13: (cont.)**

Sentenced Prisoners, NSW, 30 June 1984: Most Serious Offence By Sex By Country of Birth (a)

Most Serious Offence	COUNTRY OF BIRTH														Total All Ages		
	Aus	New	Papua	Other	Vietnam	Other	EUROPEAN COUNTRIES			EUROPE		American	African	Middle		Other	
	Tralia	Zealand	New Guinea	Oceania	Kampuchea	Asian	Uk	Greece	Italy	Yugoslavia	East	West	Countries	Countries		Eas	Countries
<b>FEMALES</b>																	
<b>OTHER OFFENCES</b>																	
Offences against enforcement of order (d)	-	-	-	-	-	-	-	-	-	-	-	-	-	-	-	1	1
Offences relating to drugs of addiction	15	3	-	-	-	2	-	-	-	-	-	-	-	-	2	-	22
Other (incl. offensive behaviour & vagrancy)	1	1	-	-	-	-	-	-	-	-	-	-	-	-	-	-	2
<b>TOTAL Other Offences</b>	<b>16</b>	<b>4</b>	<b>-</b>	<b>-</b>	<b>-</b>	<b>2</b>	<b>-</b>	<b>-</b>	<b>-</b>	<b>-</b>	<b>-</b>	<b>-</b>	<b>-</b>	<b>-</b>	<b>2</b>	<b>1</b>	<b>25</b>
<b>TOTAL All Offences</b>	<b>96</b>	<b>6</b>	<b>-</b>	<b>-</b>	<b>-</b>	<b>2</b>	<b>10</b>	<b>-</b>	<b>1</b>	<b>1</b>	<b>1</b>	<b>1</b>	<b>-</b>	<b>-</b>	<b>2</b>	<b>1</b>	<b>121</b>

(a) See Explanatory Notes.

(b) Includes Sexual Assault, Categories 1, 2 & 3 under Section 61 of the NSW Crimes Act.

(c) Includes driving offences occasioning death or injury.

(d) Includes breach of parole & escape from lawful custody.

**Table 14:**  
**Sentenced Prisoners, NSW, 30 June 1984: Sex By Legal Status By Type of Sentence**

TYPE OF SENTENCE	Under Sentence -No Appeal Current	Awaiting Appeal Result	Governor's Pleasure	Total Sentenced Number	%
<b>MALES</b>					
Life	166	20	-	186	6.8
Governor's Pleasure	-	-	16	16	0.6
Indefinite (non-parole period specified)	1199	96	1	1296	47.1
Definite - Probation	414	13	-	427	15.5
(Non-parole period not specified)	488	10	-	498	18.1
Fine Default	76	-	-	76	2.8
Periodic Detention	250	2	-	252	9.1
<b>Total Males</b>	<b>2593</b>	<b>141</b>	<b>17</b>	<b>2751</b>	<b>100.0</b>
<b>FEMALES</b>					
Life	6	2	-	8	6.6
Governor's Pleasure	-	-	-	-	-
Indefinite (non-parole period specified)	32	5	-	37	30.7
Definite - Probation	31	-	-	31	25.6
(Non-parole period not specified)	29	2	-	31	25.6
Fine Default	5	-	-	5	4.1
Periodic Detention	9	-	-	9	7.4
<b>Total Females</b>	<b>112</b>	<b>9</b>	<b>-</b>	<b>121</b>	<b>100.0</b>
<b>PERSONS</b>					
Life	172	22	-	194	6.8
Governor's Pleasure	-	-	16	16	0.6
Indefinite (non-parole period specified)	1231	101	1	1333	46.4
Definite - Probation	445	13	-	458	15.9
(Non-parole period not specified)	517	12	-	529	18.4
Fine Default	81	-	-	81	2.8
Periodic Detention	259	2	-	261	9.1
<b>Total - Number</b>	<b>2705</b>	<b>150</b>	<b>17</b>	<b>2872</b>	<b>100.0</b>
<b>%</b>	<b>94.2</b>	<b>5.2</b>	<b>0.6</b>	<b>100.0</b>	

**Table 15:****Sentenced Prisoners, NSW, 30 June 1984: Aboriginality By Legal Status By Type Of Sentence**

TYPE OF SENTENCE	Under Sentence	Awaiting Appeal	Governor's	Total Sentenced	
	-No Appeal Current	Result	Pleasure	Number	%
<b>ABORIGINALS/TORRES STRAIT ISLANDERS</b>					
Life	6	-	-	6	2.9
Governor's Pleasure	-	-	-	-	-
Indefinite (non-parole period specified)	80	3	-	83	39.5
Definite - Probation	49	1	-	50	23.8
(Non-parole period not specified)	54	1	-	55	26.2
Fine Default	11	-	-	11	5.2
Periodic Detention	5	-	-	5	2.4
<b>Total - Aboriginals/Torres St Islanders</b>	<b>205</b>	<b>5</b>	<b>-</b>	<b>210</b>	<b>100.0</b>
<b>OTHER AND UNKNOWN</b>					
Life	166	22	-	188	7.0
Governor's Pleasure	-	-	16	16	0.6
Indefinite (non-parole period specified)	1151	98	1	1250	46.9
Definite - Probation	396	12	-	408	15.3
(Non-parole period not specified)	463	11	-	474	18.0
Fine Default	70	-	-	70	2.6
Periodic Detention	254	2	-	256	9.6
<b>Total - Other And Unknown</b>	<b>2500</b>	<b>145</b>	<b>17</b>	<b>2663</b>	<b>100.0</b>
<b>TOTAL PRISONERS</b>					
Life	172	22	-	194	6.7
Governor's Pleasure	-	-	16	16	0.5
Indefinite (non-parole period specified)	1231	101	1	1333	46.4
Definite - Probation	445	13	-	458	16.0
(Non-parole period not specified)	517	12	-	529	18.4
Fine Default	81	-	-	81	3.0
Periodic Detention	259	2	-	261	9.0
<b>Total - Number</b>	<b>2705</b>	<b>150</b>	<b>17</b>	<b>2872</b>	<b>100.0</b>
<b>%</b>	<b>94.2</b>	<b>5.2</b>	<b>0.5</b>	<b>100.0</b>	

**Table 16:**

Sentenced Prisoners, NSW, 30 June 1984: Court By Type Of Sentence By Legal Status

Type of Sentence	LEVEL OF COURT					TOTAL SENTENCED	
	Supreme	District	Lower	Other	Unknown	Number	%
<b>AWAITING APPEAL RESULT</b>							
Life	18	4	-	-	-	22	14.7
Governor's Pleasure	-	-	-	-	-	-	-
Indefinite (non-parole period specified)	18	83	-	-	-	101	67.3
Definite - Probation	-	8	5	-	-	13	8.7
(Non-parole period not specified)	1	3	8	-	-	12	8.0
Fine Default	-	-	-	-	-	-	-
Periodic Detention	-	2	-	-	-	2	1.3
<b>Total -</b>	<b>37</b>	<b>100</b>	<b>13</b>	<b>-</b>	<b>-</b>	<b>150</b>	<b>100.0</b>
<b>NO APPEAL CURRENT</b>							
Life	162	5	1	3	1	172	6.3
Governor's Pleasure	15	1	-	-	-	16	0.6
Indefinite (non-parole period specified)	225	948	50	5	4	1232	45.2
Definite - Probation	8	185	252	-	-	445	16.4
(Non-parole period not specified)	34	187	294	2	-	517	19.0
Fine Default	-	-	81	-	-	81	3.0
Periodic Detention	2	107	150	-	-	259	9.5
<b>Total -</b>	<b>446</b>	<b>1433</b>	<b>828</b>	<b>10</b>	<b>5</b>	<b>2722</b>	<b>100.0</b>
<b>TOTAL</b>							
Life	180	9	1	3	1	194	6.7
Governor's Pleasure	15	1	-	-	-	16	0.6
Indefinite (non-parole period specified)	243	1031	50	5	4	1333	46.4
Definite - Probation	8	193	257	-	-	458	16.0
(Non-parole period not specified)	35	190	302	2	-	529	18.4
Fine Default	-	-	81	-	-	81	2.8
Periodic Detention	2	109	150	-	-	261	9.1
<b>Total - Number</b>	<b>483</b>	<b>1533</b>	<b>841</b>	<b>10</b>	<b>5</b>	<b>2872</b>	<b>100.0</b>
<b>%</b>	<b>16.8</b>	<b>53.4</b>	<b>29.3</b>	<b>0.3</b>	<b>0.2</b>	<b>100.0</b>	

**Table 17(a):**

Sentenced Prisoners, Held for Breach of Parole or License, NSW, 30 June 1984: Most Serious Offence By Sentence Served (a)

MOST SERIOUS OFFENCE	SENTENCED SERVED										TOTAL
	less than 1 month	1 to 3 months	3 to 6 months	6 to 12 months	1 to 2 years	2 to 5 years	5 to 7 years	7 to 10 years	10 to 15 years	15 years +	
<b>MALES &amp; FEMALES</b>											
<b>HOMICIDES, ASSAULTS &amp; LIKE OFFENCES</b>											
Murder	1	-	-	-	-	-	2	2	7	1	13
Attempted murder	-	-	-	-	-	1	-	-	-	1	2
Manslaughter	-	-	-	-	4	1	-	2	-	-	7
Major assault	1	-	-	1	1	9	1	1	-	-	14
Other (incl. kidnapping)	-	-	-	-	1	5	-	1	-	-	7
<b>TOTAL Homicides &amp; Assaults Nec</b>	<b>2</b>	<b>-</b>	<b>-</b>	<b>1</b>	<b>6</b>	<b>16</b>	<b>3</b>	<b>6</b>	<b>7</b>	<b>2</b>	<b>43</b>
<b>SEXUAL &amp; RELATED OFFENCES</b>											
Rape & serious sexual (b)	-	-	-	2	2	9	5	6	-	-	24
Carnal knowledge, incest	-	-	-	-	2	-	-	-	-	-	2
Indecent assault (c)	-	-	-	-	-	-	-	1	-	-	1
Buggery & bestiality	-	-	-	-	1	1	4	1	1	-	8
<b>TOTAL Sexual &amp; Related Offences</b>	<b>-</b>	<b>-</b>	<b>-</b>	<b>2</b>	<b>5</b>	<b>10</b>	<b>9</b>	<b>8</b>	<b>1</b>	<b>-</b>	<b>35</b>
<b>ROBBERY &amp; EXTORTION</b>											
Robbery with major assault	2	-	-	2	14	52	13	10	5	-	98
Other (incl. blackmail)	1	-	-	2	6	11	-	-	-	-	20
<b>TOTAL Robbery &amp; Extortion</b>	<b>3</b>	<b>-</b>	<b>-</b>	<b>4</b>	<b>20</b>	<b>63</b>	<b>13</b>	<b>10</b>	<b>5</b>	<b>-</b>	<b>118</b>
<b>FRAUD</b>											
<b>TOTAL Fraud</b>	<b>-</b>	<b>-</b>	<b>-</b>	<b>2</b>	<b>4</b>	<b>6</b>	<b>-</b>	<b>-</b>	<b>-</b>	<b>-</b>	<b>12</b>
<b>OFFENCES AGAINST PROPERTY NEC</b>											
Break, enter & steal	2	-	3	10	32	34	4	-	1	-	86
Other	-	-	1	4	5	8	2	-	-	-	20
<b>TOTAL Offences Against Property Nec</b>	<b>2</b>	<b>-</b>	<b>4</b>	<b>14</b>	<b>37</b>	<b>42</b>	<b>6</b>	<b>-</b>	<b>1</b>	<b>-</b>	<b>106</b>



**Table 17(a): (cont.)**

Sentenced Prisoners, Held for Breach of Parole or License, NSW, 30 June 1984: Most Serious Offence By Sentence Served (a)

MOST SERIOUS OFFENCE	SENTENCED SERVED										TOTAL
	less than 1 month	1 to 3 months	3 to 6 months	6 to 12 months	1 to 2 years	2 to 5 years	5 to 7 years	7 to 10 years	10 to 15 years	15 years +	
<b>MALES &amp; FEMALES</b>											
<b>DRIVING TRAFFIC &amp; RELATED OFFENCES</b>											
<b>TOTAL Driving, Traffic &amp; Related Offences (d)</b>	-	-	-	-	-	-	-	-	-	-	-
<b>OTHER OFFENCES</b>											
Offences against enforcement of order (e)	-	-	-	-	1	1	-	-	-	-	2
Offences relating to drugs of addiction etc.	2	-	-	1	1	6	1	-	3	-	14
Other (incl. offensive behaviour & vagrancy)	-	-	-	-	-	1	-	-	-	-	1
<b>TOTAL Other Offences</b>	<b>2</b>	<b>-</b>	<b>-</b>	<b>1</b>	<b>2</b>	<b>8</b>	<b>1</b>	<b>-</b>	<b>3</b>	<b>-</b>	<b>17</b>
<b>TOTAL ALL OFFENCES</b>	<b>9</b>	<b>-</b>	<b>4</b>	<b>24</b>	<b>74</b>	<b>145</b>	<b>32</b>	<b>24</b>	<b>17</b>	<b>2</b>	<b>331</b>

40

(a) See Explanatory Notes.

(b) Includes Sexual Assault, Categories 1, 2 & 3 under Section 61 of the NSW Crimes Act.

(c) Includes indecent assault on and unlawful indecent acts with males and females (excluding buggery). Includes Sexual Assaults category 4 under Section 61 of the NSW Crimes Act.

(d) Includes driving offences occasioning death or injury.

(e) Includes breach of parole & escape from lawful custody.

**Table 17(b):**

**Sentenced Prisoners, Returned Escapees, NSW, 30 June 1984: Most Serious Offence By Sentence Served**

MOST SERIOUS OFFENCE	SENTENCED SERVED										TOTAL
	less than 1 month	1 to 3 months	3 to 6 months	6 to 12 months	1 to 2 years	2 to 5 years	5 to 7 years	7 to 10 years	10 to 15 years	15 years +	
<b>MALES &amp; FEMALES</b>											
<b>HOMICIDES, ASSAULTS &amp; LIKE OFFENCES</b>											
Murder	-	-	-	-	-	1	-	1	-	1	3
Attempted murder	-	-	-	-	-	-	-	-	-	-	-
Manslaughter	-	-	-	-	1	1	-	-	-	-	2
Major assault	-	-	-	4	-	1	1	-	-	-	6
Other (incl. kidnapping)	-	-	-	-	-	-	-	-	1	-	1
<b>TOTAL Homicides &amp; Assaults Nec</b>	-	-	-	4	1	3	1	1	1	1	12
<b>SEXUAL &amp; RELATED OFFENCES</b>											
Rape & serious sexual (b)	-	-	-	-	-	1	1	-	-	-	2
Carnal knowledge, incest	-	-	-	-	-	-	1	-	-	-	1
Indecent assault (c)	-	-	-	-	-	-	-	-	-	-	-
Buggery & bestiality	-	-	-	-	-	1	-	-	-	-	1
<b>TOTAL Sexual &amp; Related Offences</b>	-	-	-	-	-	2	2	-	-	-	4
<b>ROBBERY &amp; EXTORTION</b>											
Robbery with major assault	-	-	-	4	7	6	2	3	-	-	22
Other (incl. blackmail)	-	-	-	-	4	1	-	-	-	-	5
<b>TOTAL Robbery &amp; Extortion</b>	-	-	-	4	11	7	2	3	-	-	27
<b>FRAUD</b>											
<b>TOTAL fraud</b>	-	-	-	1	-	-	1	-	-	-	2
<b>OFFENCES AGAINST PROPERTY NEC</b>											
Break, enter & steal	-	1	-	6	7	4	1	-	-	-	19
Other	-	3	2	3	5	5	-	1	-	-	19
<b>TOTAL Offences Against Property Nec</b>	-	4	2	9	12	9	1	1	-	-	38
<b>DRIVING TRAFFIC &amp; RELATED OFFENCES</b>											
<b>TOTAL Driving, Traffic &amp; Related Offences (d)</b>	-	-	-	-	-	-	-	-	-	-	-

**Table 17(b): (cont.)**

Sentenced Prisoners, Returned Escapees, NSW, 30 June 1984: Most Serious Offence By Sentence Served

MOST SERIOUS OFFENCE	SENTENCED SERVED										TOTAL
	less than 1 month	1 to 3 months	3 to 6 months	6 to 12 months	1 to 2 years	2 to 5 years	5 to 7 years	7 to 10 years	10 to 15 years	15 years +	
<b>MALES &amp; FEMALES</b>											
<b>OTHER OFFENCES</b>											
Offences against enforcement of order (e)	-	-	-	-	-	-	-	-	-	-	-
Offences relating to drugs of addiction etc.	-	1	-	1	2	-	-	-	-	-	4
Other (incl. offensive behaviour & vagrancy)	-	-	-	-	-	-	-	-	-	-	-
<b>TOTAL Other Offences</b>	-	1	-	1	2	-	-	-	-	-	4
<b>TOTAL ALL OFFENCES</b>	-	5	2	19	26	21	7	5	1	1	87

(a) See Explanatory See

(b) Includes Sexual Assault, Categories 1, 2 & 3 under Section 61 of the NSW Crimes Act.

(c) Includes indecent assault on and unlawful indecent acts with males and females (excluding buggery). Includes Sexual Assault category 4 under Section 61 of the NSW Crimes Act.

(d) Includes driving offences occasioning death or injury.

(e) Includes breach of parole & escape from lawful custody.

**Table 17(c):**

Sentenced Prisoners, Combined Breach of Parole/License/Escape, NSW, 30 June 1984: Most Serious Offence By Sentence Served(a)

MOST SERIOUS OFFENCE	SENTENCED SERVED										TOTAL
	less than 1 month	1 to 3 months	3 to 6 months	6 to 12 months	1 to 2 years	2 to 5 years	5 to 7 years	7 to 10 years	10 to 15 years	15 years +	
<b>MALES &amp; FEMALES</b>											
<b>HOMICIDES, ASSAULTS &amp; LIKE OFFENCES</b>											
Murder	-	-	-	1	-	1	2	-	-	-	4
Attempted murder	-	-	-	-	-	-	-	-	-	-	-
Manslaughter	-	-	-	-	-	-	-	-	-	1	1
Major assault	1	-	-	-	-	2	-	2	2	-	7
Other (incl. kidnapping)	-	-	1	-	2	-	-	-	1	-	4
<b>TOTAL Homicides &amp; Assaults Nec</b>	<b>1</b>	<b>-</b>	<b>1</b>	<b>1</b>	<b>2</b>	<b>3</b>	<b>2</b>	<b>2</b>	<b>3</b>	<b>1</b>	<b>16</b>
<b>SEXUAL &amp; RELATED OFFENCES</b>											
Rape & serious sexual (b)	-	-	-	-	-	2	-	1	-	-	3
Carnal knowledge, incest	-	-	-	-	-	-	-	-	-	-	-
Indecent assault (c)	-	-	-	-	-	-	-	-	-	-	-
Buggery & bestiality	-	-	-	-	-	-	-	-	-	-	-
<b>TOTAL Sexual &amp; Related Offences</b>	<b>-</b>	<b>-</b>	<b>-</b>	<b>-</b>	<b>-</b>	<b>2</b>	<b>-</b>	<b>1</b>	<b>-</b>	<b>-</b>	<b>3</b>
<b>ROBBERY &amp; EXTORTION</b>											
Robbery with major assault	1	-	-	-	1	14	12	10	3	1	42
Other (incl. blackmail)	-	-	-	-	1	3	2	-	-	-	6
<b>TOTAL Robbery &amp; Extortion</b>	<b>1</b>	<b>-</b>	<b>-</b>	<b>-</b>	<b>2</b>	<b>17</b>	<b>14</b>	<b>10</b>	<b>3</b>	<b>1</b>	<b>48</b>
<b>FRAUD</b>											
<b>TOTAL Fraud</b>	<b>-</b>	<b>-</b>	<b>-</b>	<b>-</b>	<b>-</b>	<b>1</b>	<b>1</b>	<b>-</b>	<b>-</b>	<b>-</b>	<b>2</b>
<b>OFFENCES AGAINST PROPERTY NEC</b>											
Break, enter & steal	1	-	-	2	8	11	5	-	2	-	29
Other	-	-	-	-	3	12	3	-	-	-	18
<b>TOTAL Offences Against Property Nec</b>	<b>1</b>	<b>-</b>	<b>-</b>	<b>2</b>	<b>11</b>	<b>23</b>	<b>8</b>	<b>-</b>	<b>2</b>	<b>-</b>	<b>47</b>
<b>DRIVING TRAFFIC &amp; RELATED OFFENCES</b>											
<b>TOTAL Driving, Traffic &amp; Related Offences (d)</b>	<b>-</b>	<b>1</b>	<b>-</b>	<b>-</b>	<b>-</b>	<b>-</b>	<b>-</b>	<b>-</b>	<b>-</b>	<b>-</b>	<b>1</b>

**Table 17(c): (cont.)**

**Sentenced Prisoners, Combined Breach of Parole/License/Escape, NSW, 30 June 1984: Most Serious Offence By Sentence Served(a)**

MOST SERIOUS OFFENCE	SENTENCED SERVED										TOTAL
	less than 1 month	1 to 3 months	3 to 6 months	6 to 12 months	1 to 2 years	2 to 5 years	5 to 7 years	7 to 10 years	10 to 15 years	15 years +	
<b>MALES &amp; FEMALES</b>											
<b>OTHER OFFENCES</b>											
Offences against enforcement of order (e)	-	-	-	-	-	-	2	-	-	-	2
Offences relating to drugs of addiction etc.	-	-	-	-	-	-	-	-	-	-	-
Other (incl. offensive behaviour & vagrancy)	-	-	-	-	-	-	-	-	-	-	-
<b>TOTAL Other Offences</b>	-	-	-	-	-	-	2	-	-	-	2
<b>TOTAL ALL OFFENCES</b>	<b>3</b>	<b>1</b>	<b>1</b>	<b>3</b>	<b>15</b>	<b>46</b>	<b>27</b>	<b>13</b>	<b>8</b>	<b>2</b>	<b>119</b>

(a) See Explanatory Notes.

(b) Includes Sexual Assault, Categories 1, 2 & 3 under Section 61 of the NSW Crimes Act.

(c) Includes indecent assault on and unlawful indecent acts with males and females (excluding buggery). Includes Sexual Assault category 4 under Section 61 of the NSW Crimes Act.

(d) Includes driving offences occasioning death or injury.

(e) Includes breach of parole & escape from lawful custody.

**Table 18:**  
**Unsentenced Prisoners, NSW, 30 June 1984: Most Serious Offence and Time Held (a)**

MOST SERIOUS OFFENCE	TIME HELD (MONTHS)																TOTAL
	Under 1	1 and under 2	2 and under 3	3 and under 4	4 and under 5	5 and under 6	6 and under 7	7 and under 8	8 and under 9	9 and under 10	10 and under 11	11 and under 12	12 and under 14	14 and under 16	16 and under 18	18 or more	
<b>MALES</b>																	
<b>HOMICIDES, ASSAULTS AND LIKE OFFENCES</b>																	
Murder	4	3	7	5	-	-	1	-	-	2	1	1	3	1	2	2	32
Attempt murder	1	6	1	2	-	-	2	-	-	-	-	-	-	-	-	1	13
Manslaughter	1	1	-	-	-	-	-	1	-	-	-	-	-	-	-	-	3
Major assault	8	3	3	3	-	1	-	1	-	-	2	-	-	-	-	-	21
Other (incl. Kidnapping)	2	3	7	2	2	-	-	1	-	-	-	-	-	-	-	-	17
<b>TOTAL Homicides &amp; assaults etc.</b>	<b>16</b>	<b>16</b>	<b>18</b>	<b>12</b>	<b>2</b>	<b>1</b>	<b>3</b>	<b>2</b>	<b>1</b>	<b>2</b>	<b>3</b>	<b>1</b>	<b>3</b>	<b>1</b>	<b>2</b>	<b>3</b>	<b>86</b>
<b>SEXUAL &amp; RELATED OFFENCES</b>																	
Rape & serious sexual (b)	11	3	8	6	1	4	-	1	-	-	-	-	-	-	-	-	34
Carnal knowledge	-	-	-	1	-	-	-	-	-	-	-	-	-	-	-	-	1
Indecent assault (c)	1	1	-	-	-	-	-	-	-	-	-	-	-	-	-	-	2
Buggery & bestiality	-	-	1	-	-	1	-	-	-	-	-	-	-	-	-	-	2
<b>TOTAL Sexual &amp; Related Offences</b>	<b>12</b>	<b>4</b>	<b>9</b>	<b>7</b>	<b>1</b>	<b>5</b>	<b>-</b>	<b>1</b>	<b>-</b>	<b>-</b>	<b>-</b>	<b>-</b>	<b>-</b>	<b>-</b>	<b>-</b>	<b>-</b>	<b>39</b>
<b>ROBBERY &amp; EXTORTION</b>																	
Robbery with major assault	15	12	10	8	-	2	2	-	3	-	1	-	2	-	-	-	55
Other (incl. blackmail)	16	13	4	3	-	2	2	1	1	1	-	-	-	-	-	1	44
<b>TOTAL Robbery &amp; Extortion</b>	<b>31</b>	<b>25</b>	<b>14</b>	<b>11</b>	<b>-</b>	<b>4</b>	<b>4</b>	<b>1</b>	<b>4</b>	<b>1</b>	<b>1</b>	<b>-</b>	<b>2</b>	<b>-</b>	<b>-</b>	<b>1</b>	<b>99</b>
<b>FRAUD</b>																	
<b>TOTAL Fraud</b>	<b>9</b>	<b>1</b>	<b>-</b>	<b>1</b>	<b>-</b>	<b>1</b>	<b>-</b>	<b>-</b>	<b>-</b>	<b>-</b>	<b>-</b>	<b>-</b>	<b>1</b>	<b>-</b>	<b>-</b>	<b>-</b>	<b>13</b>
<b>OFFENCES AGAINST PROPERTY NEC</b>																	
Break, enter & steal	39	11	6	7	-	1	1	1	-	-	-	1	-	1	-	-	68
Other	35	6	3	4	1	1	-	-	1	-	-	-	-	1	-	-	52
<b>TOTAL Offences Against Property Nec</b>	<b>74</b>	<b>17</b>	<b>9</b>	<b>11</b>	<b>1</b>	<b>2</b>	<b>1</b>	<b>1</b>	<b>1</b>	<b>-</b>	<b>-</b>	<b>1</b>	<b>-</b>	<b>2</b>	<b>-</b>	<b>-</b>	<b>120</b>

**Table 18: (cont.)**

**Unsentenced Prisoners, NSW, 30 June 1984: Most Serious Offence and Time Held (a)**

MOST SERIOUS OFFENCE	TIME HELD (MONTHS)																TOTAL
	Under 1	1 and under 2	2 and under 3	3 and under 4	4 and under 5	5 and under 6	6 and under 7	7 and under 8	8 and under 9	9 and under 10	10 and under 11	11 and under 12	12 and under 14	14 and under 16	16 and under 18	18 or more	
<b>MALES</b>																	
<b>DRIVING, TRAFFIC &amp; RELATED OFFENCES</b>																	
<b>TOTAL Driving, Traffic &amp; Related Offences (d)</b>	<b>8</b>	<b>-</b>	<b>1</b>	<b>-</b>	<b>-</b>	<b>-</b>	<b>-</b>	<b>-</b>	<b>-</b>	<b>-</b>	<b>-</b>	<b>-</b>	<b>-</b>	<b>-</b>	<b>-</b>	<b>-</b>	<b>9</b>
<b>OTHER OFFENCES</b>																	
Offences against enforcement of order (e)	4	-	-	1	-	-	-	-	-	-	-	-	-	-	-	-	5
Offences relating to drugs of addiction	16	10	10	6	1	-	5	-	1	7	-	-	2	-	-	8	58
Other (incl. offensive behaviour & vagrancy)	2	1	-	2	-	1	-	-	-	-	-	-	1	-	-	1	8
<b>TOTAL Other Offences</b>	<b>22</b>	<b>11</b>	<b>10</b>	<b>9</b>	<b>1</b>	<b>1</b>	<b>5</b>	<b>-</b>	<b>1</b>	<b>7</b>	<b>-</b>	<b>-</b>	<b>3</b>	<b>-</b>	<b>-</b>	<b>1</b>	<b>71</b>
<b>TOTAL ALL OFFENCES</b>	<b>172</b>	<b>74</b>	<b>61</b>	<b>51</b>	<b>5</b>	<b>14</b>	<b>13</b>	<b>5</b>	<b>7</b>	<b>10</b>	<b>4</b>	<b>2</b>	<b>9</b>	<b>3</b>	<b>2</b>	<b>5</b>	<b>437</b>

(a) See Explanatory Notes.

(b) Includes Sexual Assault, Categories 1, 2 & 3 under Section 61 of the NSW Crimes Act.

(c) Includes indecent assault on and unlawful indecent acts with males and females (excluding buggery). Includes Sexual Assault category 4 under Section 61 of the NSW Crimes Act.

(d) Includes driving offences occasioning death or injury.

(e) Includes breach of parole & escape from lawful custody.

**Table 18: (cont)**

Unsentenced prisoners, NSW, 30 June 1984: Most Serious Offence and Time Held

MOST SERIOUS OFFENCE	TIME HELD (MONTHS)																TOTAL
	Under 1	1 and under 2	2 and under 3	3 and under 4	4 and under 5	5 and under 6	6 and under 7	7 and under 8	8 and under 9	9 and under 10	10 and under 11	11 and under 12	12 and under 14	14 and under 16	16 and under 18	18 or more	
<b>FEMALES</b>																	
<b>HOMICIDES, ASSAULTS &amp; LIKE OFFENCES</b>																	
Murder	-	-	1	1	-	-	-	-	-	-	-	-	-	-	-	-	2
Major assault	1	-	1	-	-	-	-	-	-	-	-	-	-	-	-	-	2
Other (incl. kidnapping)	1	-	-	-	-	-	-	-	-	-	-	-	-	-	-	-	1
<b>TOTAL Homicides &amp; Assaults Etc.</b>	<b>2</b>	<b>-</b>	<b>2</b>	<b>1</b>	<b>-</b>	<b>-</b>	<b>-</b>	<b>-</b>	<b>-</b>	<b>-</b>	<b>-</b>	<b>-</b>	<b>-</b>	<b>-</b>	<b>-</b>	<b>-</b>	<b>5</b>
<b>SEXUAL &amp; RELATED OFFENCES</b>																	
Rape & serious sexual (b)	-	-	-	-	-	-	-	-	-	-	-	-	-	-	-	-	-
Buggery & bestiality	-	-	-	-	-	-	-	-	-	-	-	-	-	-	-	-	-
<b>TOTAL Sexual &amp; related offences</b>	<b>-</b>	<b>-</b>	<b>-</b>	<b>-</b>	<b>-</b>	<b>-</b>	<b>-</b>	<b>-</b>	<b>-</b>	<b>-</b>	<b>-</b>	<b>-</b>	<b>-</b>	<b>-</b>	<b>-</b>	<b>-</b>	<b>-</b>
<b>ROBBERY &amp; EXTORTION</b>																	
Robbery with major assault	2	-	-	-	-	-	-	-	-	-	1	-	-	-	-	-	3
Other (incl. Blackmail)	1	2	-	-	-	-	-	-	-	-	-	-	-	-	-	-	3
<b>TOTAL Robbery &amp; Extortion</b>	<b>3</b>	<b>2</b>	<b>-</b>	<b>-</b>	<b>-</b>	<b>-</b>	<b>-</b>	<b>-</b>	<b>-</b>	<b>-</b>	<b>1</b>	<b>-</b>	<b>-</b>	<b>-</b>	<b>-</b>	<b>-</b>	<b>6</b>
<b>FRAUD</b>																	
<b>TOTAL Fraud</b>	<b>3</b>	<b>-</b>	<b>-</b>	<b>-</b>	<b>-</b>	<b>-</b>	<b>-</b>	<b>-</b>	<b>-</b>	<b>-</b>	<b>-</b>	<b>-</b>	<b>-</b>	<b>-</b>	<b>-</b>	<b>-</b>	<b>3</b>
<b>OFFENCES AGAINST PROPERTY NEC</b>																	
Break, enter & steal	4	1	1	-	-	-	1	-	-	-	-	-	-	-	-	-	7
Other	6	2	-	1	-	-	-	-	-	-	-	-	-	-	-	-	9
<b>TOTAL Offences Against Property Nec</b>	<b>10</b>	<b>3</b>	<b>1</b>	<b>1</b>	<b>-</b>	<b>-</b>	<b>1</b>	<b>-</b>	<b>-</b>	<b>-</b>	<b>-</b>	<b>-</b>	<b>-</b>	<b>-</b>	<b>-</b>	<b>-</b>	<b>16</b>
<b>DRIVING, TRAFFIC &amp; RELATED OFFENCES</b>																	
<b>TOTAL Driving, Traffic &amp; related Offences (c)</b>	<b>1</b>	<b>1</b>	<b>-</b>	<b>-</b>	<b>-</b>	<b>-</b>	<b>-</b>	<b>-</b>	<b>-</b>	<b>-</b>	<b>-</b>	<b>-</b>	<b>-</b>	<b>-</b>	<b>-</b>	<b>-</b>	<b>2</b>



**Table 18: (cont)**

Unsentenced Prisoners, NSW, 30 June 1984: Most Serious Offence and Time Held

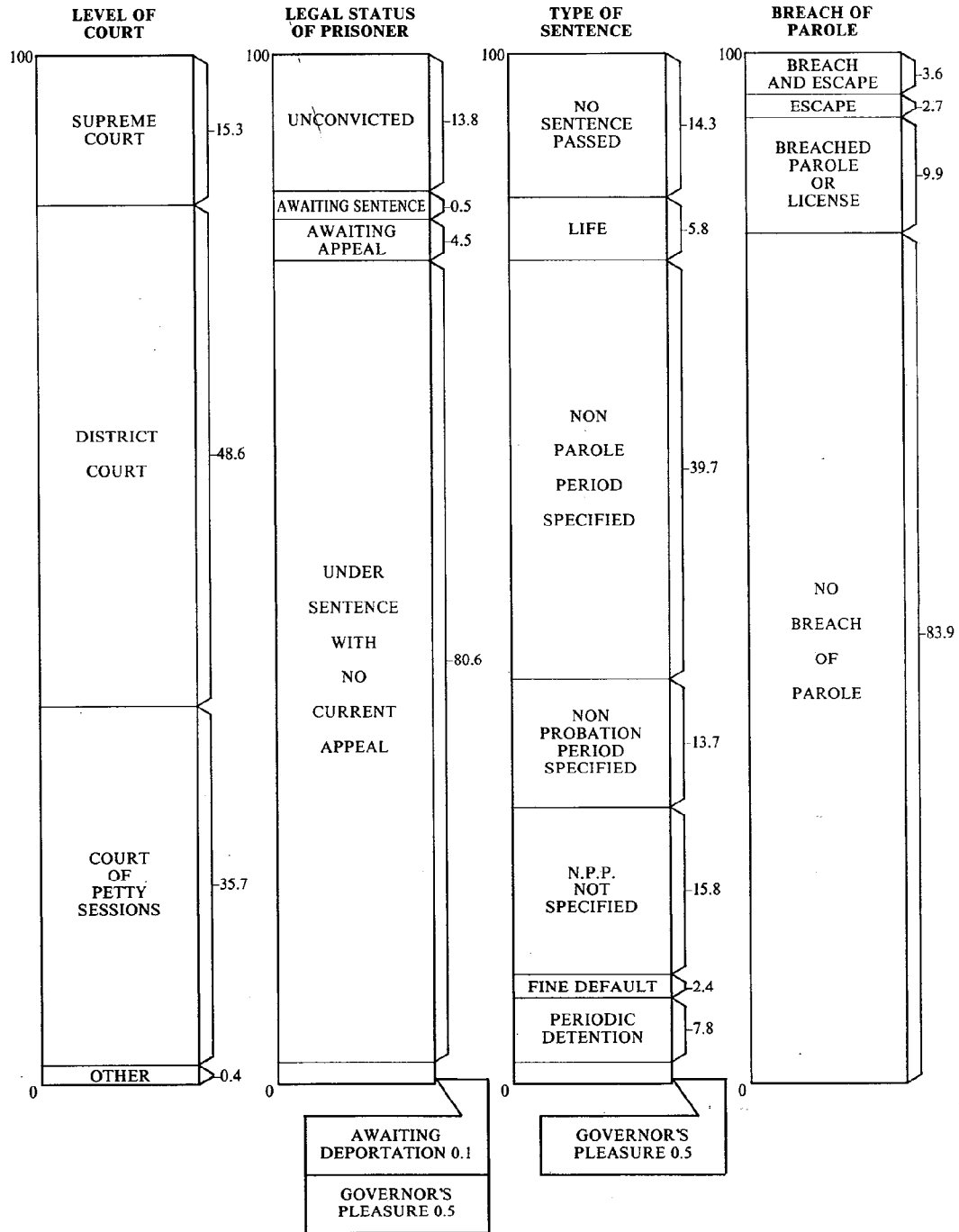
MOST SERIOUS OFFENCE	TIME HELD (MONTHS)																TOTAL
	Under 1	1 and under 2	2 and under 3	3 and under 4	4 and under 5	5 and under 6	6 and under 7	7 and under 8	8 and under 9	9 and under 10	10 and under 11	11 and under 12	12 and under 14	14 and under 16	16 and under 18	18 or more	
<b>FEMALES</b>																	
<b>OTHER OFFENCES</b>																	
Offences against enforcement of order (d)	-	-	-	-	-	-	-	-	-	-	-	-	-	-	-	-	-
Offences relating to drugs of addiction	2	3	2	1	-	-	1	-	-	-	-	-	-	-	-	-	9
Other (incl. offensive behaviour & vagrancy)	2	1	1	-	-	-	-	-	-	-	-	-	-	-	-	-	4
<b>TOTAL Other Offences</b>	<b>4</b>	<b>4</b>	<b>3</b>	<b>1</b>	<b>-</b>	<b>-</b>	<b>1</b>	<b>-</b>	<b>-</b>	<b>-</b>	<b>-</b>	<b>-</b>	<b>-</b>	<b>-</b>	<b>-</b>	<b>-</b>	<b>13</b>
<b>TOTAL ALL OFFENCES</b>	<b>23</b>	<b>10</b>	<b>6</b>	<b>3</b>	<b>-</b>	<b>-</b>	<b>2</b>	<b>-</b>	<b>-</b>	<b>-</b>	<b>1</b>	<b>-</b>	<b>-</b>	<b>-</b>	<b>-</b>	<b>-</b>	<b>45</b>

*(a) See Explanatory Notes.**(b) Includes Sexual Assault, Categories 1, 2 & 3 under Section 61 of the NSW Crimes Act.**(c) Includes driving offences occasioning death or injury.**(d) Includes breach of parole & escape from lawful custody.*

**Table 19:**  
**Unsentenced Prisoners, NSW, 30 June 1984: Legal Status By Aboriginality & Level of Court**

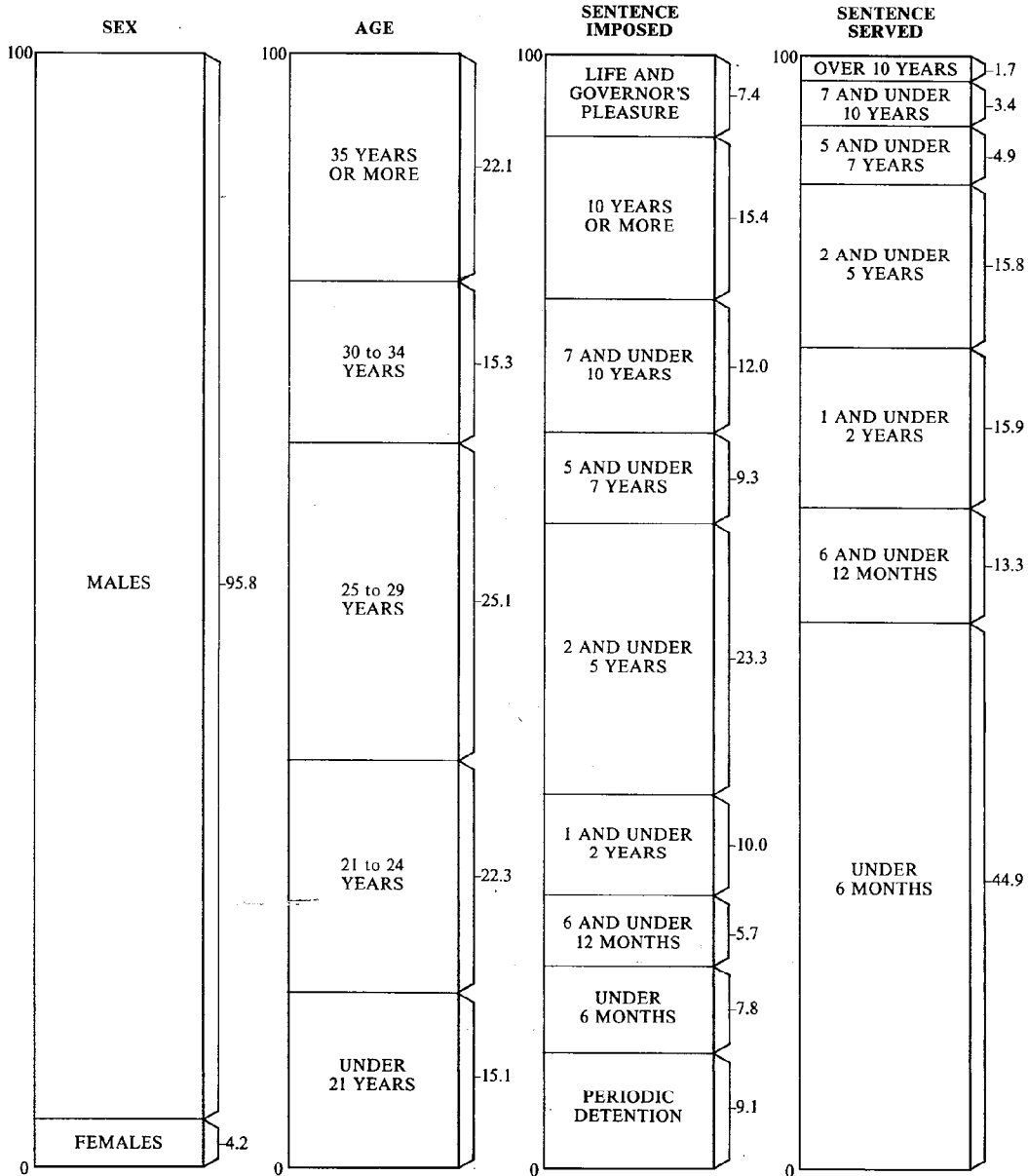
	Unconvicted	Convicted, Awaiting Sentence	Number	TOTAL	%
<b>ABORIGINALITY &amp; LEVEL OF COURT</b>					
Aboriginality or Torres St Islander	31	1	32		6.7
Not aboriginal/Torres St Islander	418	16	434		90.6
Unknown	13	-	13		2.7
<b>TOTAL</b>	<b>462</b>	<b>17</b>	<b>479</b>		<b>100.0</b>
<b>LEVEL OF COURT</b>					
Supreme	28	3	31		6.4
District	90	7	97		20.1
Lower	345	7	352		73.0
Other	2	-	2		0.4
<b>TOTAL</b>	<b>465</b>	<b>17</b>	<b>482</b>		<b>100.0</b>

**GRAPHIC SUMMARY OF  
CHARACTERISTICS OF PRISONERS — 30 JUNE 1984. N.S.W.**




Note. For definitions and concepts used, see Explanatory Notes.

**GRAPHIC SUMMARY OF PARTICULARS RELATING TO PERSONS  
HELD WITH A SENTENCE PASSED AT 30 JUNE 1984, N.S.W.**  
(per cent of total persons held in custody with a sentence passed)



Note. For definitions and concepts used, see Explanatory notes.

**GRAPHIC SUMMARY OF OFFENCE TYPES FOR PERSONS HELD IN  
CUSTODY UNDER SENTENCE AT 30 JUNE FOR SELECTED YEARS. N.S.W.**  
(per cent of total persons held in custody under sentence)



Note. For definitions of categories used see the Explanatory notes and previous ABS 'PRISON STATISTICS' publications.

NATIONAL PRISON CENSUS - 30TH JUNE 1984

(Receival Number)

N.S.W. DATA COLLECTION FORM

//

PART 1 - GENERAL INFORMATION (FROM DESCRIPTION SHEET)

1 SURNAME: \_\_\_\_\_  
 GIVEN NAMES: \_\_\_\_\_

2 RECEIVAL NUMBER: (Office use only) 1 2 3 4 5 6 7 8

3 INSTITUTION: \_\_\_\_\_ 9 10

4 SEX: 1. Male 2. Female 11

5 LOCATION OF LAST KNOWN ADDRESS: \_\_\_\_\_  
 (Full address if in N.S.W. - otherwise State or Country) 12 13 14

6 STATE/COUNTRY OF BIRTH Write country here \_\_\_\_\_ 15 16  
 (Choose code from lists:-)

- |                              |                       |                           |                                 |
|------------------------------|-----------------------|---------------------------|---------------------------------|
| 01 - N.S.W.                  | 11 - N.Z.             | 41 - UK & Ireland         | 51 - USA                        |
| 02 - VIC.                    | 12 - Papua N.G.       | 42 - Greece               | 52 - Canada                     |
| 03 - QLD.                    | 13 - Other Oceania    | 43 - Italy                | 53 - Other Americas             |
| 04 - S.A.                    |                       | 44 - Yugoslavia           |                                 |
| 05 - W.A.                    | 21 - Vietnam          | 45 - Other Western Europe | 61 - Africa (incl Libya, Egypt) |
| 06 - TAS.                    | 22 - Other Indo China | 46 - Eastern Europe       | 62 - Lebanon                    |
| 07 - N.T.                    |                       |                           | 63 - Turkey                     |
| 08 - ACT                     | 31 - Other Asia       |                           | 64 - Other Middle East          |
| 09 - AUSTRALIA (unspecified) |                       |                           | 99 - Unknown                    |

7 DATE OF BIRTH: \_\_\_\_\_ 17 18 19 20 21 22  
 If the day / month / year of birth is unknown code "99" in appropriate place - e.g. -   
9 9 9 9 9 9  
d d m m y y

8 MARITAL STATUS AT RECEIVAL:  
 1. Never married 3. Separated (not divorced) 5. Widowed 23  
 2. Then married/de facto 4. Divorced 6. Unknown

9 ABORIGINALITY: \_\_\_\_\_ 24  
 1. Aboriginal or Torres Strait Islander 2. Non Aboriginal   
 9. Unknown/not stated

10 KNOWN PRIOR ADULT IMPRISONMENT:  
 Is the prisoner known to have previously been imprisoned under sentence in a gazetted prison? Prior sentence of periodic/weekend detention to be regarded as prior imprisonment. 25  
 1. Yes 2. No 9. Unknown/not stated

11 CURRENT CLASSIFICATION OF PRISONER:  
 1. A1 3. B 4. C1 7. Remand/Trial 26  
 2. A2 5. C2 8. Other   
 6. C3 9. Not known

(Question 15)

LEVEL AND STATE OF COURT OF SENTENCE, OR OF MOST RECENT REMAND IN CUSTODY:

---

- Note:
- a. Where an episode comprises order/sentences of various levels of court, select the level and state of court appropriate to the most serious matter.
  - b. Appeal courts should be recorded only where such courts have altered the length of sentence.
  - c. For prisoners not under sentence record the level and state at which most recently remanded in custody.

MOST SERIOUS OFFENCE - INSTRUCTIONS (Question 14)

---

These instructions explain how to choose the most serious offence where there is more than one offence. The offence codes are in the coding manual.

NOTE: Even if the choice of the Most Serious Offence is relatively straightforward, it is still necessary to both WRITE the offence in the space provided and CODE the one Most Serious Offence in the boxes provided.

FIRST decide whether a sentence has been passed for any offence. If a sentence has been passed ignore any undecided appeal.

Consider all offences in the episode since first receipt, including offences for which sentence has expired.

WHERE no sentence has been passed, choose the offence with the lowest code number.

WHERE sentence has been passed choose the offence with the longest sentence for a single count.

WHERE equal sentences have been passed for more than one type of offence, code the offence with the lowest code number.

WHERE the prisoner was in breach of parole or licence, consider all offences and sentences since receipt before release on parole.

WHERE a prisoner on remand or awaiting trial is serving time in default of fine(s), and has no other sentence, choose the offence with the greatest monetary value. If the value is equal for different offences, choose the offence with the lowest code.

WHERE the same sentence has been given for more than one offence, write in each offence and sentence in the spaces provided.

IF unsure which offence to code, write in each possible choice and its sentence (if any) in the spaces provided.

A life sentence is treated as longer than detention at the Governor's Pleasure, and both life and G.P. as longer than any other sentence.

The act of attempting, conspiring, or inciting others to commit a crime, aiding in the commission of a crime, or participating as an accessory before the fact to a crime, should be classified to the offence group to which the crime itself belongs. Separate groups have been provided, however, for Attempted Murder and Conspiracy to Murder. Accessory after the fact is included in Group 500 under Offences Against Enforcement of Order.

NOTE: Where a prisoner has had parole or licence revoked, or been recaptured after escape, the one episode could include two (or more) periods actually in prison.

A detailed example of this is provided in the Census Manual.

PART II - RECEPTION INFORMATION (FROM DESCRIPTION CARD)

12 DATE OF MOST RECENT RECEIVAL:

The date when the prisoner was last physically received into gazetted prison. Ignore straight transfers. If prisoner is in Breach of Parole/License or an Escapee - then record the date of receipt after the breach.

	27	28	29	30	31	32
	<input type="checkbox"/>	<input type="checkbox"/>	<input type="checkbox"/>	<input type="checkbox"/>	<input type="checkbox"/>	<input type="checkbox"/>
	d	d	m	m	y	y

13 BREACH OF PAROLE/LICENSE/ESCAPE: Is prisoner in for breach of parole, post prison probation, license or escape? (Breaches of recognizance or Community Service Orders NOT to be counted)

- |                                       |            |                    |                                |
|---------------------------------------|------------|--------------------|--------------------------------|
| 1. <u>NOT</u> B.O.P./Escapee/Licensee | 3. License | 5. B.O.P. + Escape | 33<br><input type="checkbox"/> |
| 2. In for B.O.P.                      | 4. Escape  | 6. B.O.L. + Escape |                                |
|                                       | 9. Unknown |                    |                                |

If prisoner is in on breach of parole/license/escape

(a) Code date of first <u>receival</u>	34	35	36	37	38	39
	<input type="checkbox"/>	<input type="checkbox"/>	<input type="checkbox"/>	<input type="checkbox"/>	<input type="checkbox"/>	<input type="checkbox"/>
	d	d	m	m	y	y
(b) Code total "time at large" (years, months, days)	40	41	42	43	44	45
	<input type="checkbox"/>	<input type="checkbox"/>	<input type="checkbox"/>	<input type="checkbox"/>	<input type="checkbox"/>	<input type="checkbox"/>
	years	months	days			

14 MOST SERIOUS OFFENCE: (See instructions - if unsure write all possibilities (Write in: offence(s), code it) one per line)

1. \_\_\_\_\_
2. \_\_\_\_\_
3. \_\_\_\_\_

	46	47	48
	<input type="checkbox"/>	<input type="checkbox"/>	<input type="checkbox"/>

15 LEVEL AND STATE OF COURT OF SENTENCE, OR OF MOST RECENT REMAND IN CUSTODY:

- |                             |                         |                                |
|-----------------------------|-------------------------|--------------------------------|
| Level: 1 - Supreme Court    | 4 - Children's Court    | 49<br><input type="checkbox"/> |
| 2 - District Court          | 5 - Other (eg. Federal) |                                |
| 3 - Court of Petty Sessions | 6 - Unknown             |                                |

- |                   |          |          |          |                                |
|-------------------|----------|----------|----------|--------------------------------|
| State: 1 - N.S.W. | 3 - QLD. | 5 - W.A. | 7 - N.T. | 50<br><input type="checkbox"/> |
| 2 - VIC.          | 4 - S.A. | 6 - TAS. | 8 - ACT. |                                |

16 FEDERAL OFFENCE/CHARGE:

Is any offence or charge a Federal Offence?

Note: Select from all offence/charges, whether convicted, sentenced or not. 51

- |        |       |            |                          |
|--------|-------|------------|--------------------------|
| 1. Yes | 2. No | 3. Unknown | <input type="checkbox"/> |
|--------|-------|------------|--------------------------|

17 LEGAL STATUS OF PRISONER AT CENSUS DATE:

- |      |                            |  |
|------|----------------------------|--|
| Code | <input type="checkbox"/> 1 | Under sentence: no appeal current  |
|      | <input type="checkbox"/> 2 | Awaiting result of appeal against verdict or sentence                              |
|      | <input type="checkbox"/> 3 | Detained as unfit to plead, not guilty on grounds of insanity, Governor's Pleasure |

IF ANY OF THESE CODES ARE USED CONTINUE ON WITH PART III



- |                            |   |
|----------------------------|---|
| <input type="checkbox"/> 4 | Unconvicted: awaiting court/hearing extradition |
| <input type="checkbox"/> 5 | Convicted but awaiting sentence                 |
| <input type="checkbox"/> 6 | Awaiting deportation                            |
| <input type="checkbox"/> 9 | Unknown/Not Stated                              |

IF ANY OF THESE CODES ARE USED STOP HERE

STOP

52



PART III - SENTENCE INFORMATION (ONLY COMPLETED FOR PRISONERS WITH LEGAL STATUS 1, 2 OR 3)

18 OUTSTANDING CHARGES:

Are there any other charges to be determined by the courts?

Code: 1 - Yes 2 - No 9 - Unknown

53

19 AGGREGATE SENTENCE:

The longest period that the person may be detained for under sentence - ie, the total sentence imposed by the courts.

Note: the aggregate sentence is to include any sentences gained during/for breach.

P.D.C's counted as number of weekends  
Code 88 88 88 88 for Lifers or G.P.s  
Code 99 99 99 99 if actual sentence is unknown

54	55	56	57	58	59	60	61
<input type="checkbox"/>	<input type="checkbox"/>	<input type="checkbox"/>	<input type="checkbox"/>	<input type="checkbox"/>	<input type="checkbox"/>	<input type="checkbox"/>	<input type="checkbox"/>
years	months	days	weekends				

20 DATE (AGGREGATE) SENTENCE COMMENCED:

If any person is a B.O.P./Escapee/Licensee, date is date sentence commenced for original sentence.

62	63	64	65	66	67
<input type="checkbox"/>	<input type="checkbox"/>	<input type="checkbox"/>	<input type="checkbox"/>	<input type="checkbox"/>	<input type="checkbox"/>
d	d	m	m	y	y

21 DATE NON PAROLE PERIOD COMMENCED:

If any person a B.O.P./Escapee/Licensee, record date for original sentence.

68	69	70	71	72	73
<input type="checkbox"/>	<input type="checkbox"/>	<input type="checkbox"/>	<input type="checkbox"/>	<input type="checkbox"/>	<input type="checkbox"/>
d	d	m	m	y	y

22 TYPE OF SENTENCE FOR AGGREGATE SENTENCE:

Codes:	<u>Indeterminate</u>	<u>Indefinite</u>	<u>Definite</u>
	1. Life	3. Non-Parole Period specified	4. Non-Probation Period specified
	2. Governor's Pleasure		5. <u>No</u> Non-Parole Period specified
		9. Unknown	6. Fine default only
			7. Periodic/weekend detention

74

23 POSSIBLE DATES OF RELEASE:

Code 77 77 77 for not applicable

Code 88 88 88 for Lifers or Governor's Pleasure

Code 99 99 99 for unknown.

Non-Probation Period Expiry Date (less remissions)

75	76	77	78	79	80
<input type="checkbox"/>	<input type="checkbox"/>	<input type="checkbox"/>	<input type="checkbox"/>	<input type="checkbox"/>	<input type="checkbox"/>

Non-Parole Period Consideration date (less remissions)

81	82	83	84	85	86
<input type="checkbox"/>	<input type="checkbox"/>	<input type="checkbox"/>	<input type="checkbox"/>	<input type="checkbox"/>	<input type="checkbox"/>

Remission date

87	88	89	90	91	92
<input type="checkbox"/>	<input type="checkbox"/>	<input type="checkbox"/>	<input type="checkbox"/>	<input type="checkbox"/>	<input type="checkbox"/>
d	d	m	m	y	y

93	94	95
<input type="checkbox"/>	<input type="checkbox"/>	<input type="checkbox"/>

APPENDIX 2

New South Wales Classification of Offences and of Care and Protection Orders for Children (Second Revision)

Code	Offence
1.	<i>Homicides, Assaults and Like Offences</i>
100	Murder, Accessory before the fact to murder
101	Attempted murder
110	Conspire to commit murder
120	Manslaughter (other than by driving)
	Assaults, Not elsewhere classified:
130	Major assault — e.g. malicious wounding, A.O.A.B.H. — G.B.H.
140	Minor assault — e.g. assault police/child/female/common
150	Assault of unspecified nature
	Acts endangering life or likely to cause serious bodily harm, not elsewhere classified:
160	Endangering person on railways
161	Arson of building or vehicle, person therein
169	Other
170	Cruelty to or neglect (including abandonment) of children
180	Abduction and kidnapping
182	Procuring an abortion
199	Other
2.	<i>Sexual and Related Offences</i>
200	Rape — e.g. ravish, carnally know.
201	Attempted rape — e.g. assault intent rape
202	Greivous Bodily Harm with intent to have sexual intercourse
203	Greivous Bodily Harm intent to have sexual intercourse with third person, present or nearby
204	Actual Bodily Harm threaten/intent to have sexual intercourse
205	A.B.H. threaten/intent to have sexual intercourse with third person
206	Sexual intercourse without consent with person 16 yrs of age or over
207	Sexual intercourse without consent with person under 16 yrs
210	Incest — e.g. carnal knowledge daughter 16-17, attempt
	Unlawful sexual intercourse with a female, not elsewhere classified:
211	Under 10 yrs of age — e.g. carnal knowledge, assault intent carnal knowledge
219	Other carnal knowledge
220	Indecent assault on a female
221	Indecent assault on person or act of indecency (Section 61)
230	Buggery and bestiality
240	Indecent assault on or act with male excluding buggery
250	Procuring or soliciting male for commission of unnatural act
	Prostitution and related offences:
260	Soliciting or loitering by prostitute
261	Procuring
269	Other
299	Other (incl. Necrophilia)
3.	<i>Robbery and Extortion</i>
	Robbery:
300	With major assault — (eg Armed Robbery)
310	With minor assault — (eg Assault and Rob)
319	Unspecified whether major or minor assault — e.g. conspiracy to robbery
320	Extortion — e.g. demand money or property with menace
321	Blackmail
4.	<i>Fraud</i>
330	Offences against the currency
335	Forgery and uttering, not elsewhere contained
338	Passing valueless cheques
340	Fraud, not elsewhere contained — e.g. false pretences, imposition
5.	<i>Offences Against Property, not elsewhere counted</i>
350	Misappropriation — e.g. embezzlement
360	Break, enter and steal
	Larceny of vehicles or boats (including illegal use):
370	Larceny of boats
373	Larceny of motor vehicles
375	Larceny of other vehicles
377	Steal from the person
379	Stealing, not elsewhere contained — e.g. larceny
380	Unlawful possession of property — e.g. goods in custody
385	Receiving
	Injury to property (intentional or reckless):
390	Injury to animals
395	Arson (person not therein)
399	Other
6.	<i>Driving, Traffic and Related Offences</i>
	Driving offences occasioning:
400	Death
405	Injury
	Driving offences, not elsewhere contained:
410	Driving under the influence of alcohol or drugs
411	Aid and abet driving under influence of alcohol or drugs
412	Refuse breath test or analysis for alcohol
415	Dangerous driving
420	Negligent driving
431	Failing to stop after an accident
439	Other
	Licence offences — associated with driving:
440	Driving whilst licence suspended etc.
441	Driving without a licence
445	Fail to carry licence or otherwise part with licence
449	Other — including fraudulently applying for or obtaining a licence whilst disqualified
450	Offences relating to road-worthiness of vehicle
460	Offences relating to transport of goods by road
470	Registration and insurance offences
480	Parking offences
490	Offences by pedestrians
499	Other offences

Code	Offence
7.	<i>Offences Against Enforcement of Order</i>
500	Accessory after the fact
510	Breach of conditions of release or recognizance
515	Bail offences
520	Contempt of court – e.g. fail to comply with court order/community service order
521	Escape from lawful custody – e.g. fail to report to P.D.C.
522	Fail to comply with maintenance order
530	Perjury, bribery and like offences
540	Resisting arrest or incite thereto
550	Treason or sedition
560	Trespassing and like offences
570	Unlawful assembly and related offences
598	Pronounced to be habitual criminal
599	Other
8.	<i>Offences against laws relating to 'drug taking' (including Child Welfare Act)</i>
600	Use, etc. or possession
610	Obtaining by forgery or false representation
620	Selling
630	Importing or exporting
635	Making – e.g. cultivate
640	Other
9.	<i>Other Offences</i>
649	Offences relating to sale, possession, etc. of poisons and restricted substances, not elsewhere contained
	Offensive behaviour and related offences:
650	Drunkenness
651	Language, obscene, threatening or abusive
659	Other
660	Found with intent to commit an offence, not elsewhere contained
661	Consorting
662	Vagrancy
670	Environmental offences
680	Betting and gaming offences
681	Bigamy
682	Evade fare
683	Offences against liquor laws
684	Unlawful importation or exportation of goods, not elsewhere contained
	Unlawful possession of weapons, etc. and related offences:
685	Pistols and firearms
687	Other weapons or dangerous articles
689	Other
698	Prohibited migrant
699	Other
10.	<i>Orders Relating to the Care and Protection of Children</i>
	Orders arising from neglect of child:
	Destitute or homeless:
700	No fixed place of abode
705	Destitute
710	Exposed to moral danger
	Unfit guardianship:
720	Improper
721	Incompetent
739	Other orders arising from neglect of child
	Orders arising from the conduct of child:
740	Absconding from custody
750	Breach of probation conditions
760	Truancy
770	Uncontrollable
790	Drug involvement – proceedings under Child Welfare Act
799	Other orders arising from conduct of child
999	Not known