

Strategy, Policy and Regulation Division

Lunch and Learn
28 May 2024

Emma Nicholson
A/Executive
Director



Homes NSW focus in 2024

- Build more homes – leveraging funding available through the Commonwealth’s Social Housing Accelerator Fund and Housing Australia Future Fund.
- Deliver better maintenance services to our tenants:
 - significant reforms to maintenance processes from 1 July
 - maintenance call centre brought back in-house
 - app for tenants that allows them to lodge and track maintenance requests (available from November).
- Deliver a new NSW Housing & Homelessness Strategy.
- Focus on local, customer-focused public housing services.
- Find new avenues to enable customer and stakeholder participation in the design of our policy and service delivery.
- Data drives improved outcomes for people and families.

Social Housing Assistance Commissioning Dataset and Report

Lunch and Learn
28 May 2024

Despina Karlsson
Manager, Social
Housing Insights



What is the commissioning dataset and report?

The dataset contains audited and concorded social housing assistance data for years 2017-2023.

The annual publication of the data report aims to improve the granularity and quality of data across the social housing system.

The dataset and related reports are designed to:

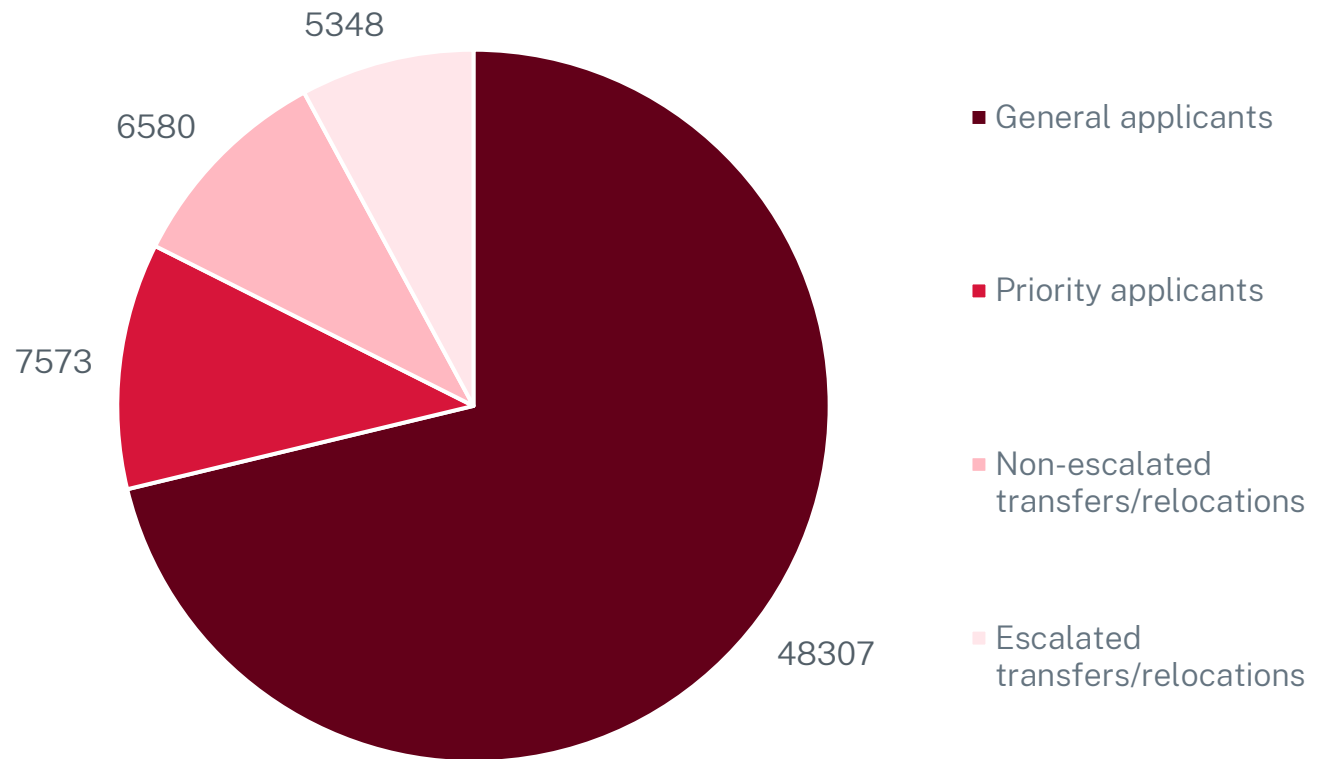
- improve access to high-quality data for evidence-based decision making
- inform service delivery and planning across the social housing system
- better relate this planning to current Government priorities for the sector.



Insights from the 2022/2023 Report


67,808 households on the NSW Housing Register

Applicant and existing tenant households (June 2023)



Note: General applicant households include Elderly general applicants

Understanding Aboriginal household demand



There were **11,790** Aboriginal households on the NSW Housing Register as at 30 June 2023.

2,503 of these households were in **urgent need**:

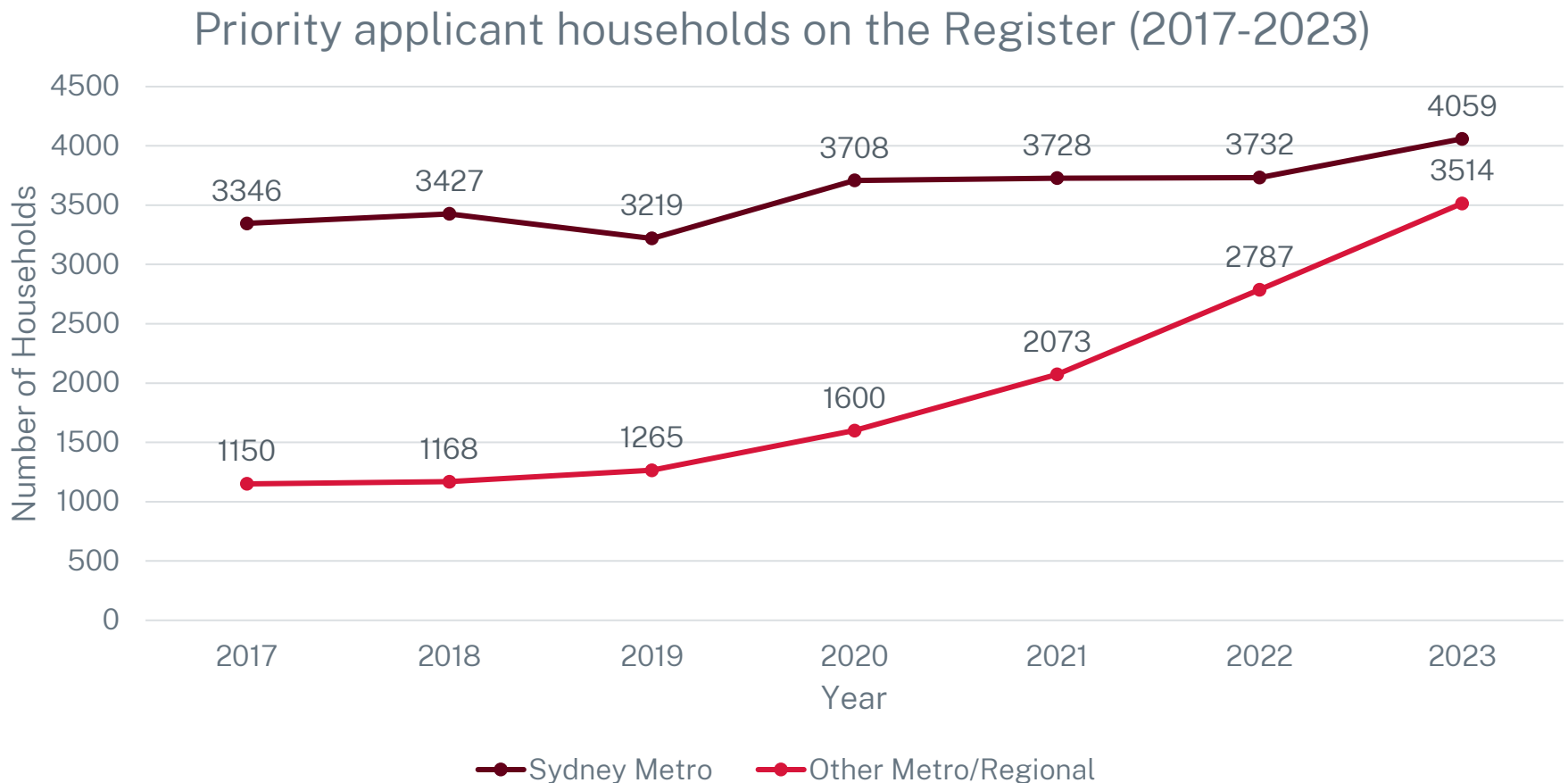
- priority applicants
- escalated transfers/relocations

Understanding Aboriginal household demand



We are working in partnership under the closing the gap data officer level working group to improve data and ensure data sovereignty is respected and in line with priority reform 4 under the national partnership agreement on Closing The Gap.

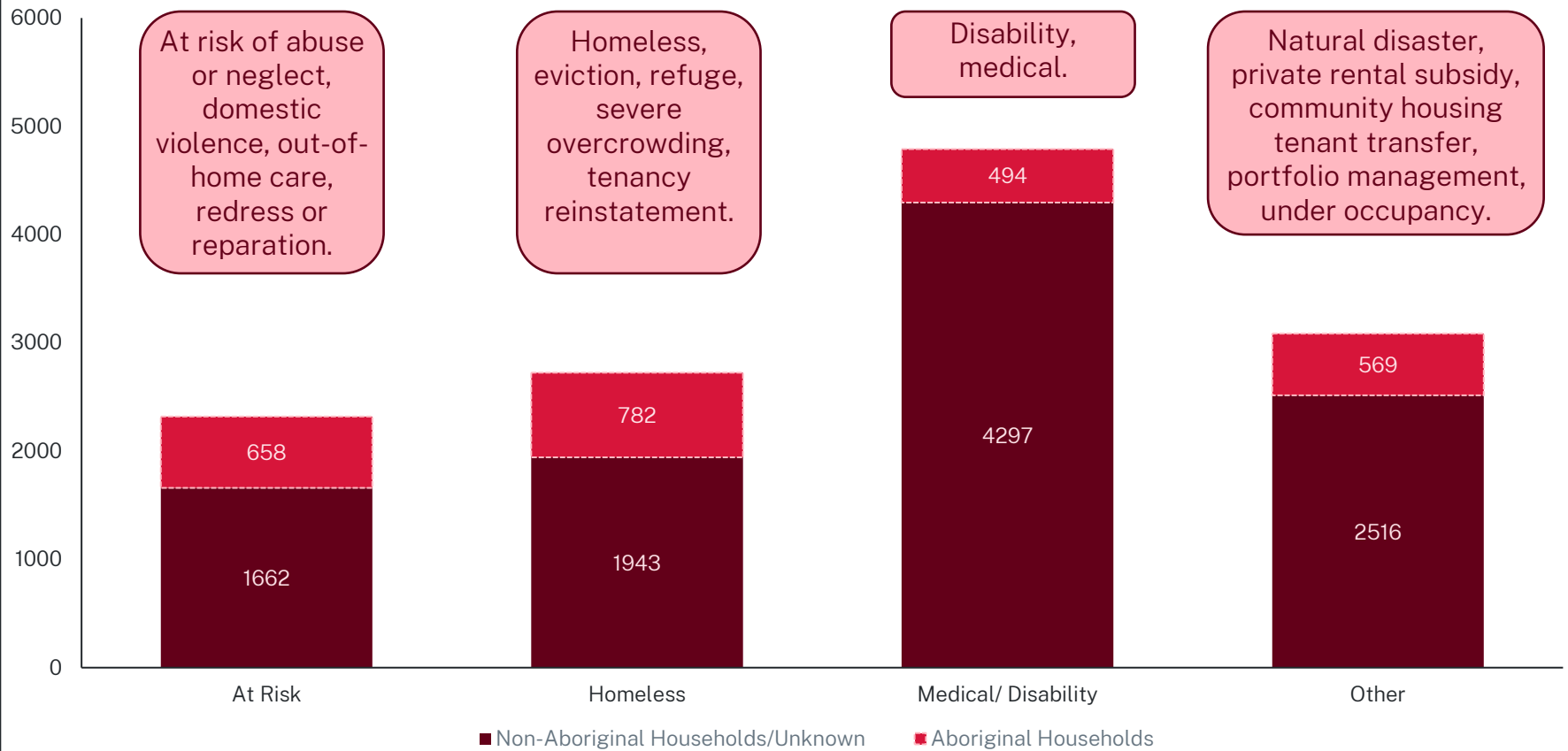
The strong rise in priority applicant demand is being heavily influenced by conditions in regional NSW



Note: Other metro includes Central Coast, Illawarra/Shoalhaven and the Hunter. Sydney Metro includes the Blue Mountains.

Households on the Register

Main reason for approval (30 June 2023)



Note: The above chart includes priority applicants and escalated transfers/relocations of existing tenant households

Priority applicants on the waitlist continue to grow

Percentage growth of all applicant and existing tenant households on the register waiting to be housed/rehoused between 30 June 2021 and 2023:



Total Register – **12.1%** growth



Priority applicants – **30.5%** growth



Elderly general applicants – **27%** growth



General applicants – **9%** growth



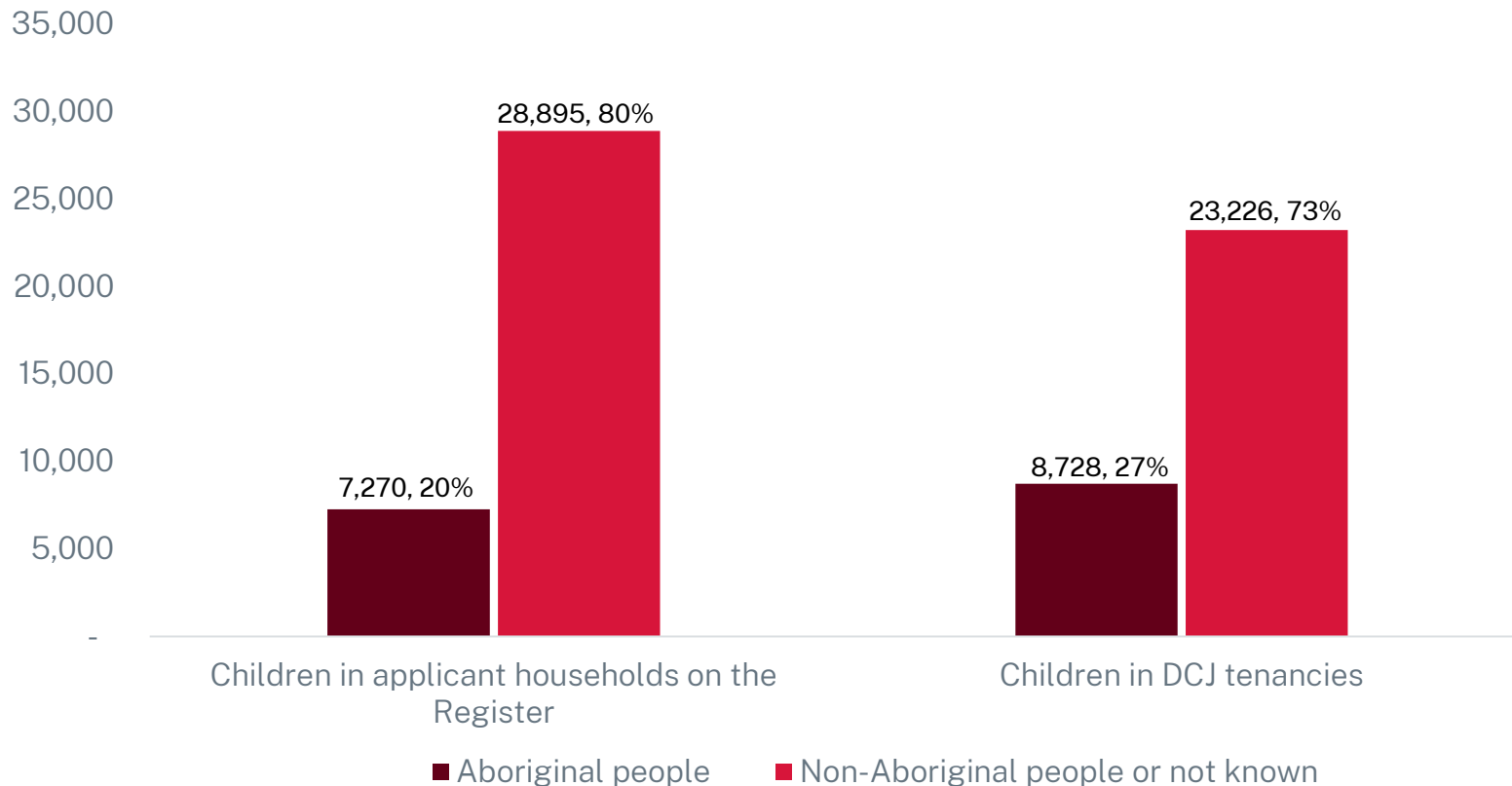
Escalated transfers/relocations – **19.9%** growth



Non-escalated transfers/relocations – **7.9%** growth


Children on the Register and in tenancies

Children (aged 15 and under) in applicant households on the Register and in DCJ tenancies as at 30 June 2023



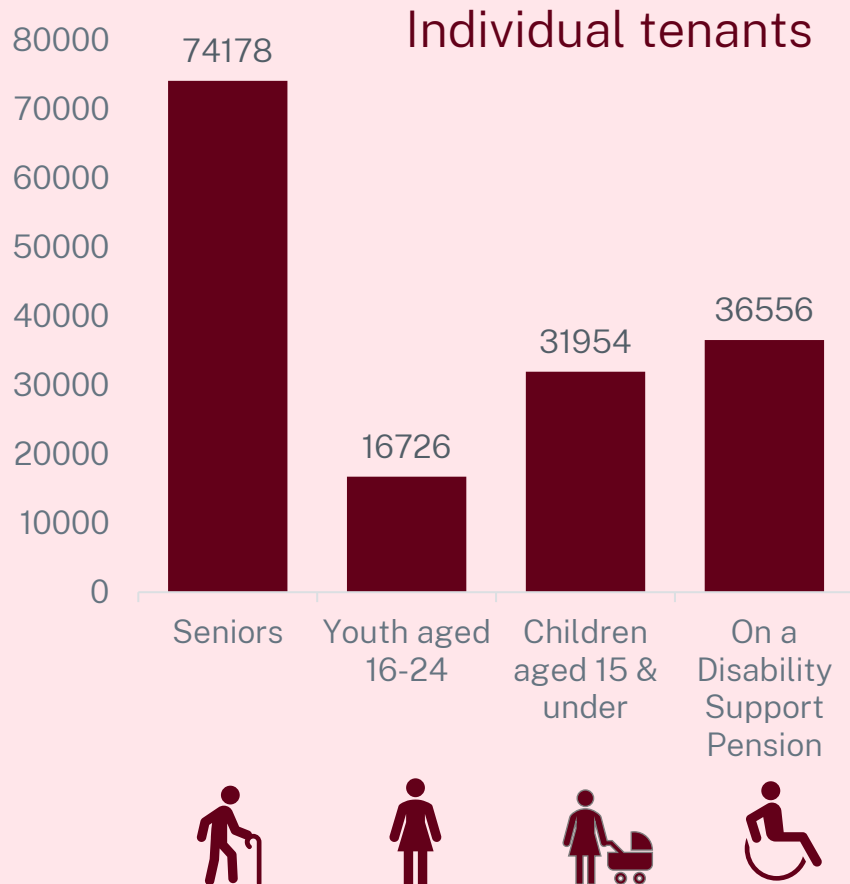
Social Housing Tenancies = 138,879

(30 June 2023)



Who are our tenants?

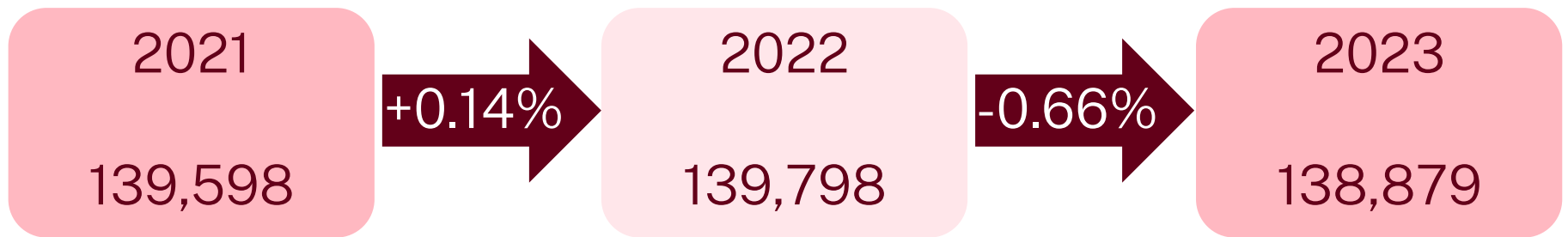
Aboriginal Housing and Public Housing (30 June 2023)



There were 170,855 individuals in 95,728 DCJ tenant households.

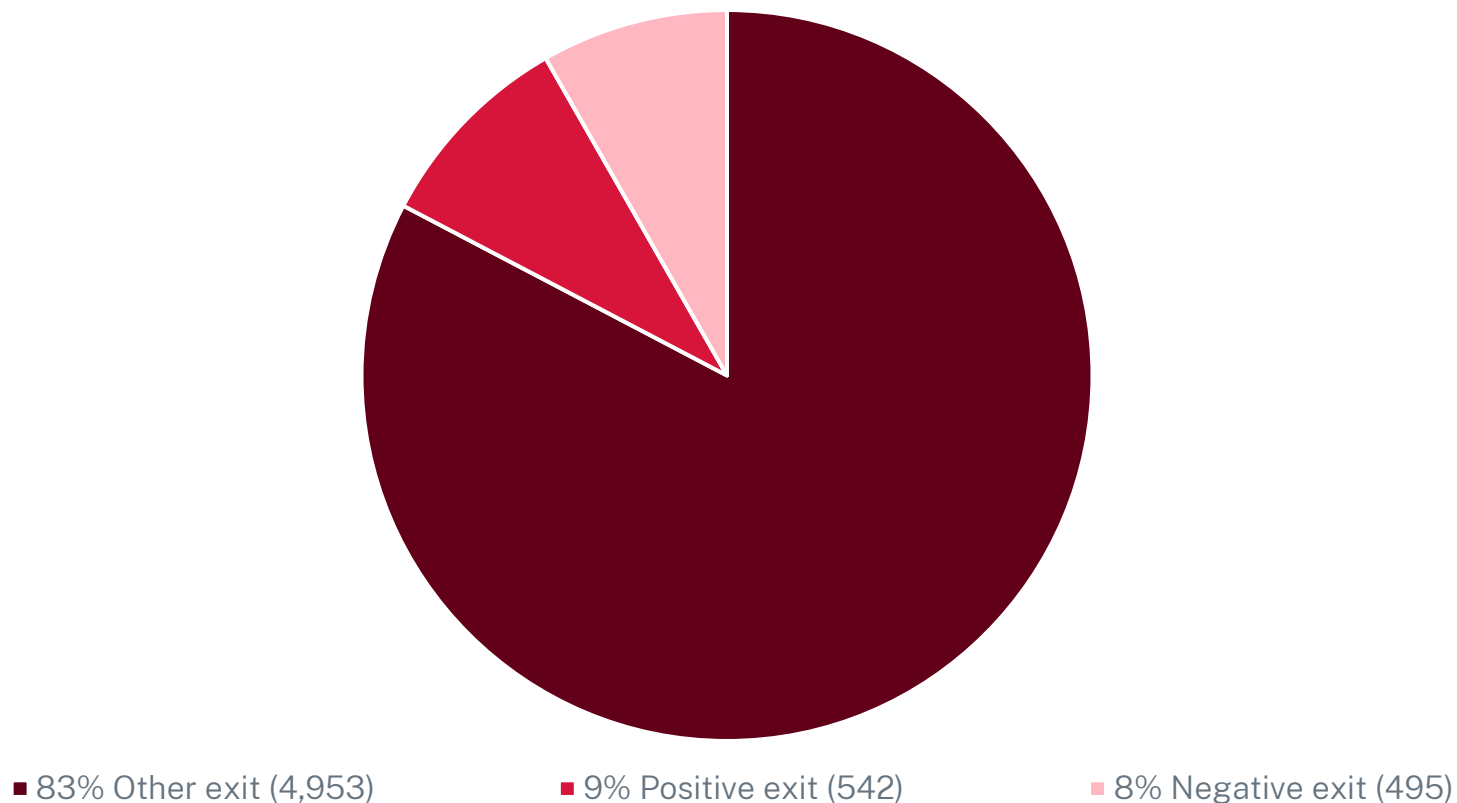
Number of tenancies are flat

Percentage growth of social housing tenancies as at 30 June:



Exits

Figure 34: Households that exited from DCJ managed social housing during 2022/23 (n = 5,990)



How can you use the report and appendix?

The report, along with full privacy suppressed appendices are published on the DCJ website.

Access here:

<https://www.facs.nsw.gov.au/resources/publications/nsw-social-housing-assistance-commissioning-data-report>

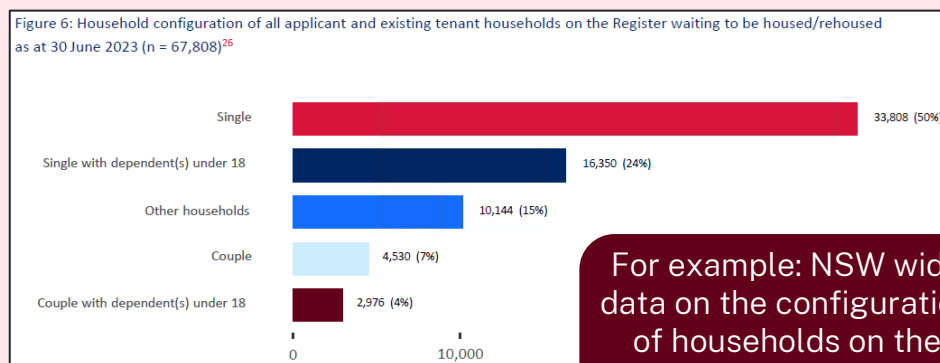


How to get the most out of the report and appendix

1. Download the report and the full privacy suppressed appendices from the DCJ website.



Figure 6 - Report



For example: NSW wide data on the configuration of households on the Housing Register is contained in figure 6.

2. Look for topics of interest.

3. For the same data for your local area, consult the appendix tab noted in the footer of the report page that the figure is on.



Tab 1.1.1 - Appendix

	A	B	C
3	1.1.1		
4	Household configuration of applicant and existing tenant households on the Register waiting to be housed/rehoused		
5	Source: HOMES/EDW as at 30 JuneFY_REP_END	Applicant and existing tenant households	
6	Applicant and tenant households	Single	Single with dependent(s) under 18
7	NSW total	33,808	16,350
8	Hunter and Central Coast Districts Cluster		
9	Central Coast District		
10	Gosford		

1.1.1 for all households on the register
1.1.1a for Aboriginal households on the register

Questions?

Contact the Social Housing
Insights team:

commissioning.data@homes.nsw.gov.au

28 May 2024

